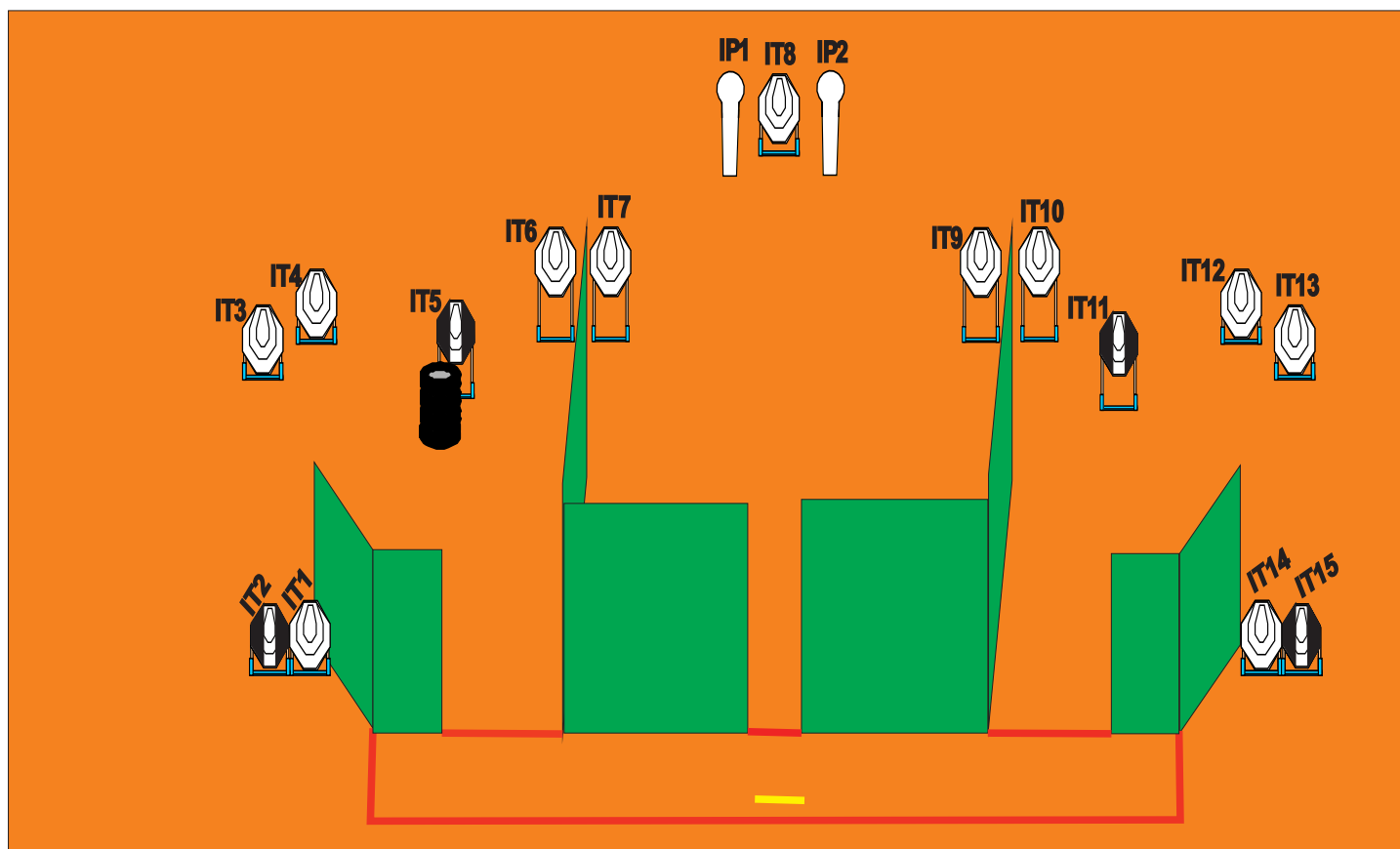




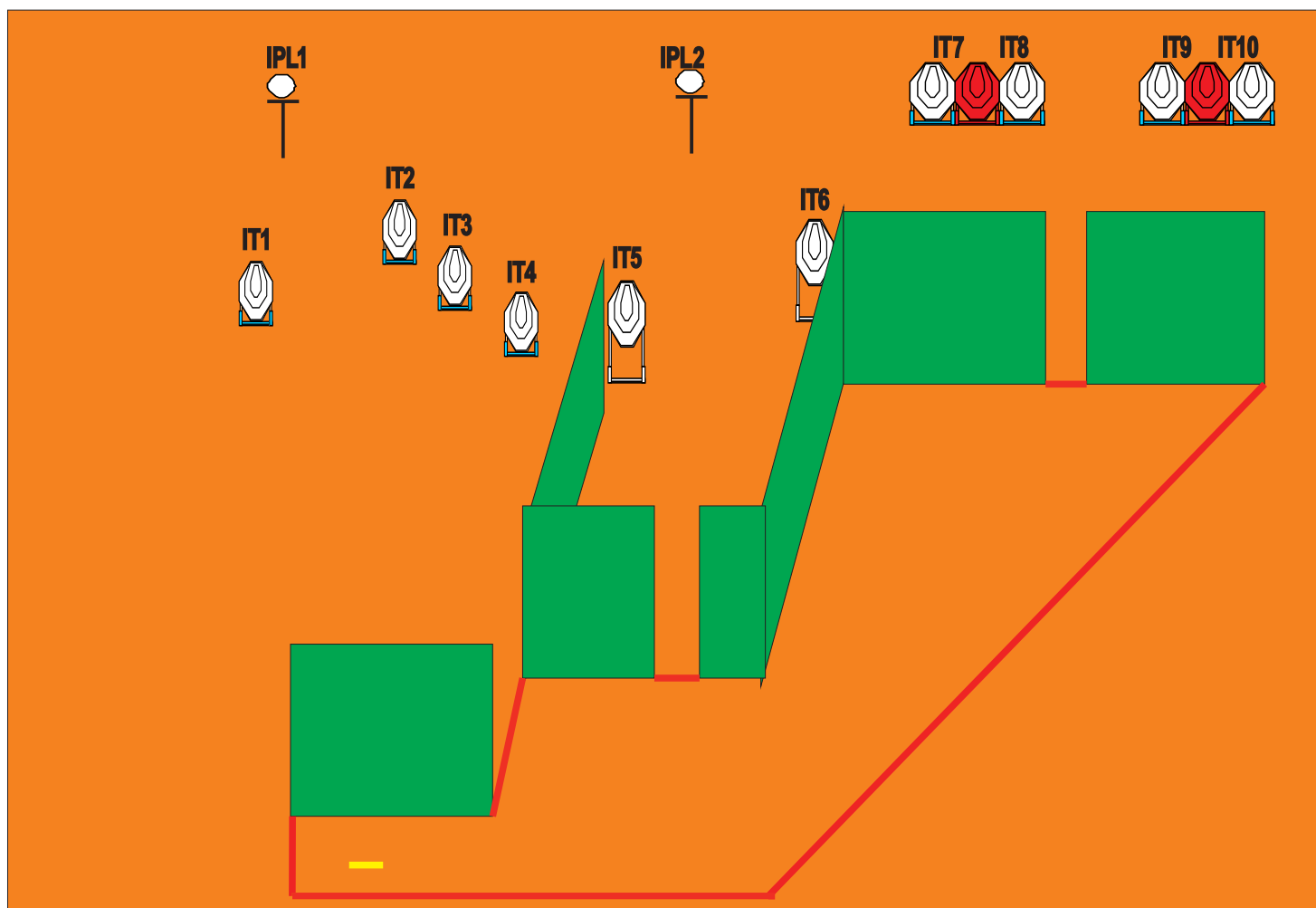
V ETAPA DO XXXIV CAMP. BRA. E OPEN INTER. DE IPSC HANDGUN 2021

STAGES

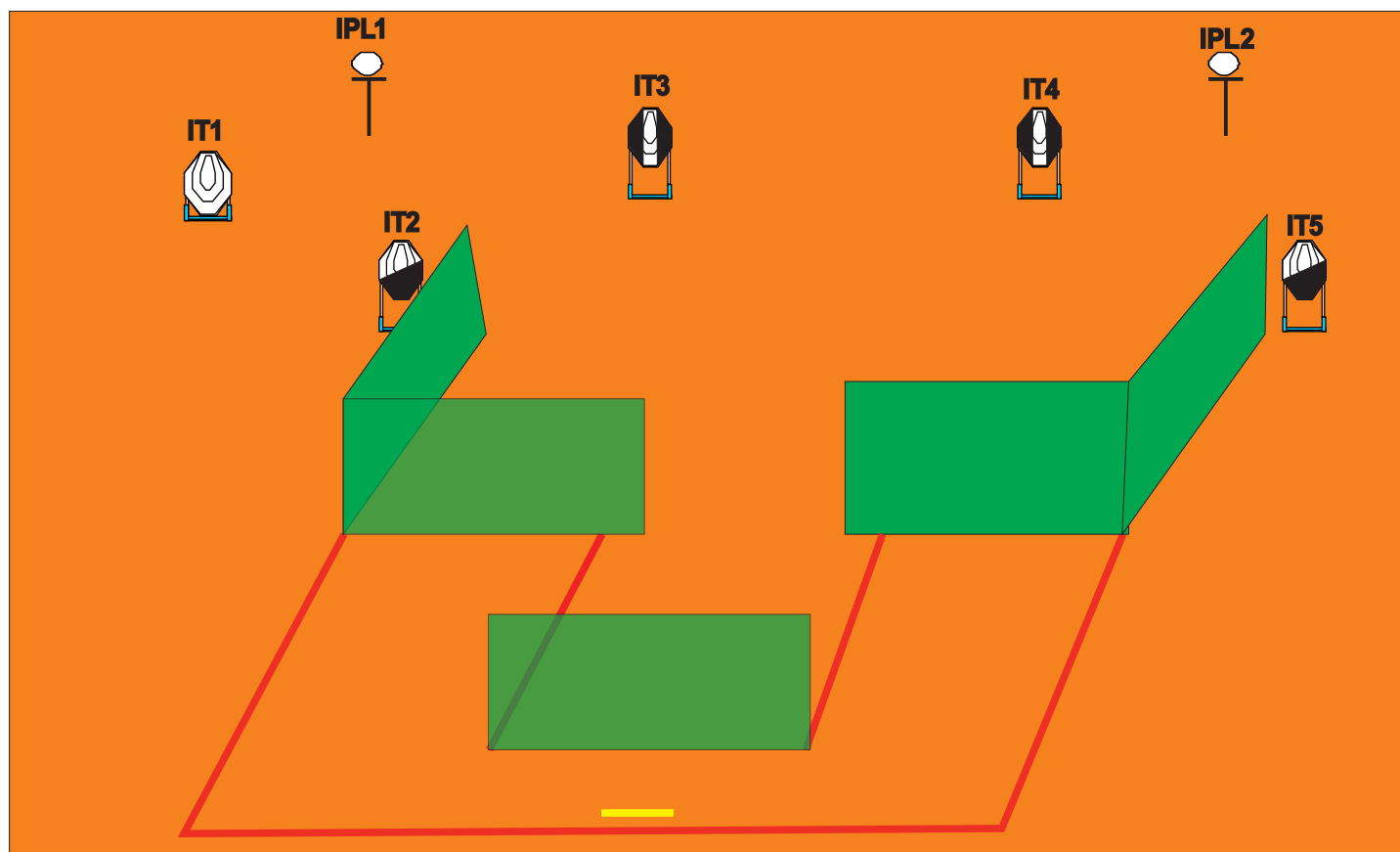
STAGE 01	Long Course	32	13,50%
STAGE 02	Medium Course	22	9,28
STAGE 03	Short Course	12	5,06%
STAGE 04	Short Course	12	5,06%
STAGE 05	Medium Course	21	8,86%
STAGE 06	Short Course	12	5,06%
STAGE 07	Short Course	9	3,80%
STAGE 08	Short Course	9	3,80%
STAGE 09	Long Course	28	11,82%
STAGE 10	Medium Course	24	10,14%
STAGE 11	Short Course	12	5,06%
STAGE 12	Medium Course	20	8,44%
STAGE 13	Short Course	12	5,06%
STAGE 14	Short Course	12	5,06
TOTAL		237	100%



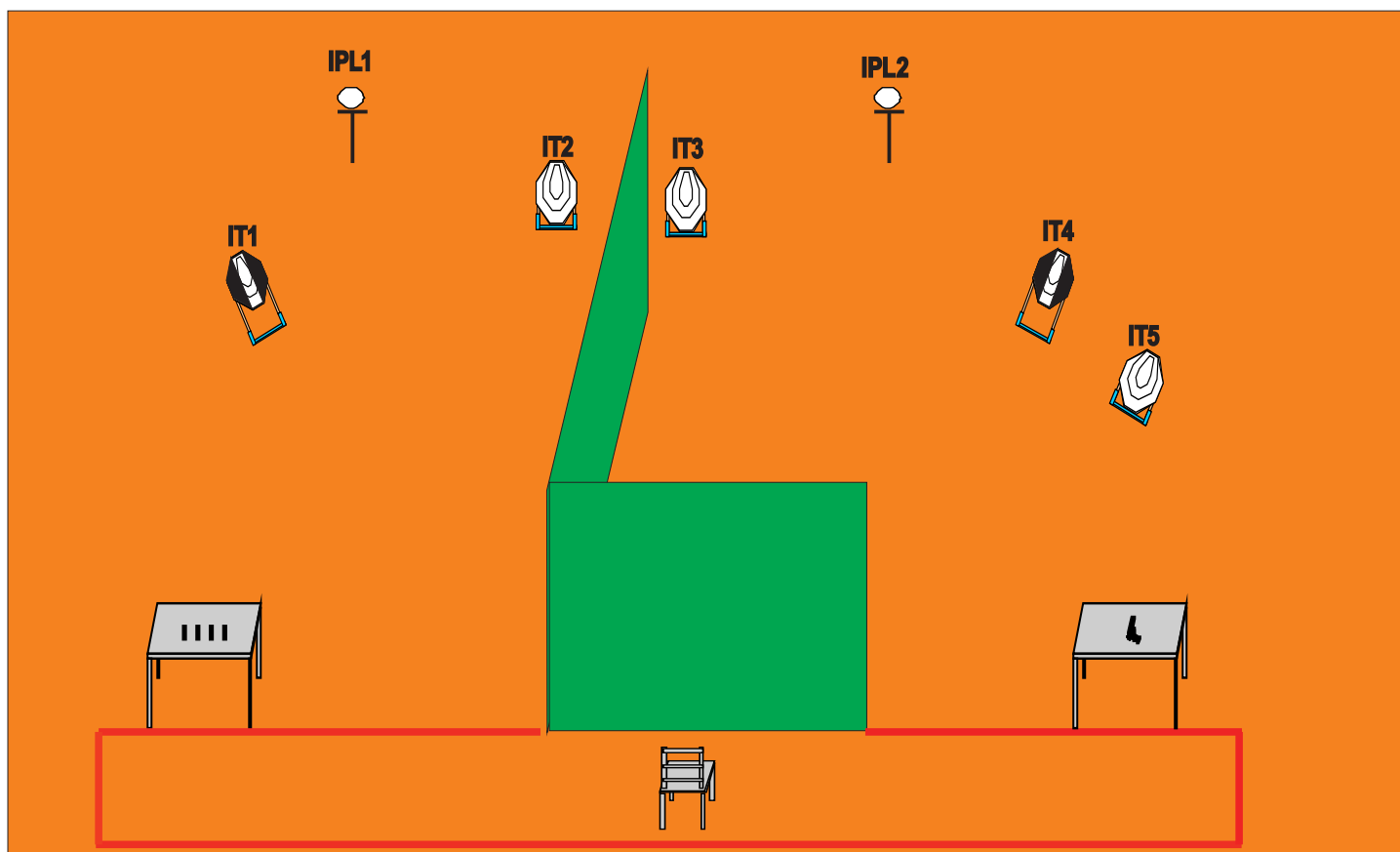
COF	STAGE 1				
Targets	IPSC Targets	IPSC Mini-Targets	IPSC Poppers	IPSC Mini-Poppers	IPSC Metal Plates
	15	-	2	-	-
Rounds to be Scored	32				
Gun ready Condition					
Start Position	Facing downrange, heels touching the start line, As shown by the RO.				
Start Signal	Audible signal				
Procedure	At the start signal, engage targets from within the designated area				
Remarks					



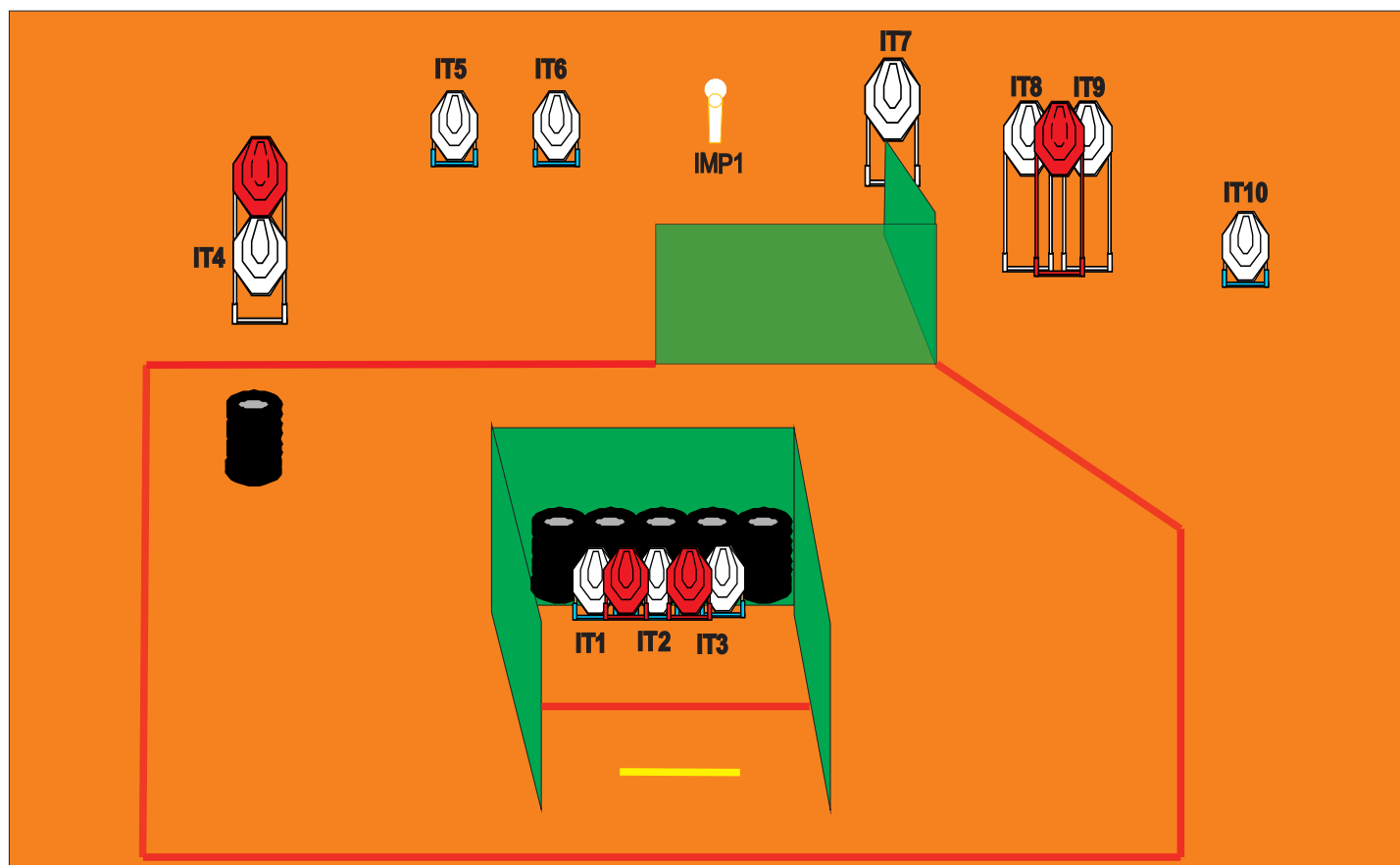
COF	STAGE 2				
Targets	IPSC Targets	IPSC Mini-Targets	IPSC Poppers	IPSC Mini-Poppers	IPSC Metal Plates
	10	-	-	-	2
Rounds to be Scored	22				
Gun ready Condition					
Start Position	Facing downrange, heels touching the start line, as shown by the RO				
Start Signal	Audible signal				
Procedure	At the start signal, engage targets from within the designated area.				
Remarks					



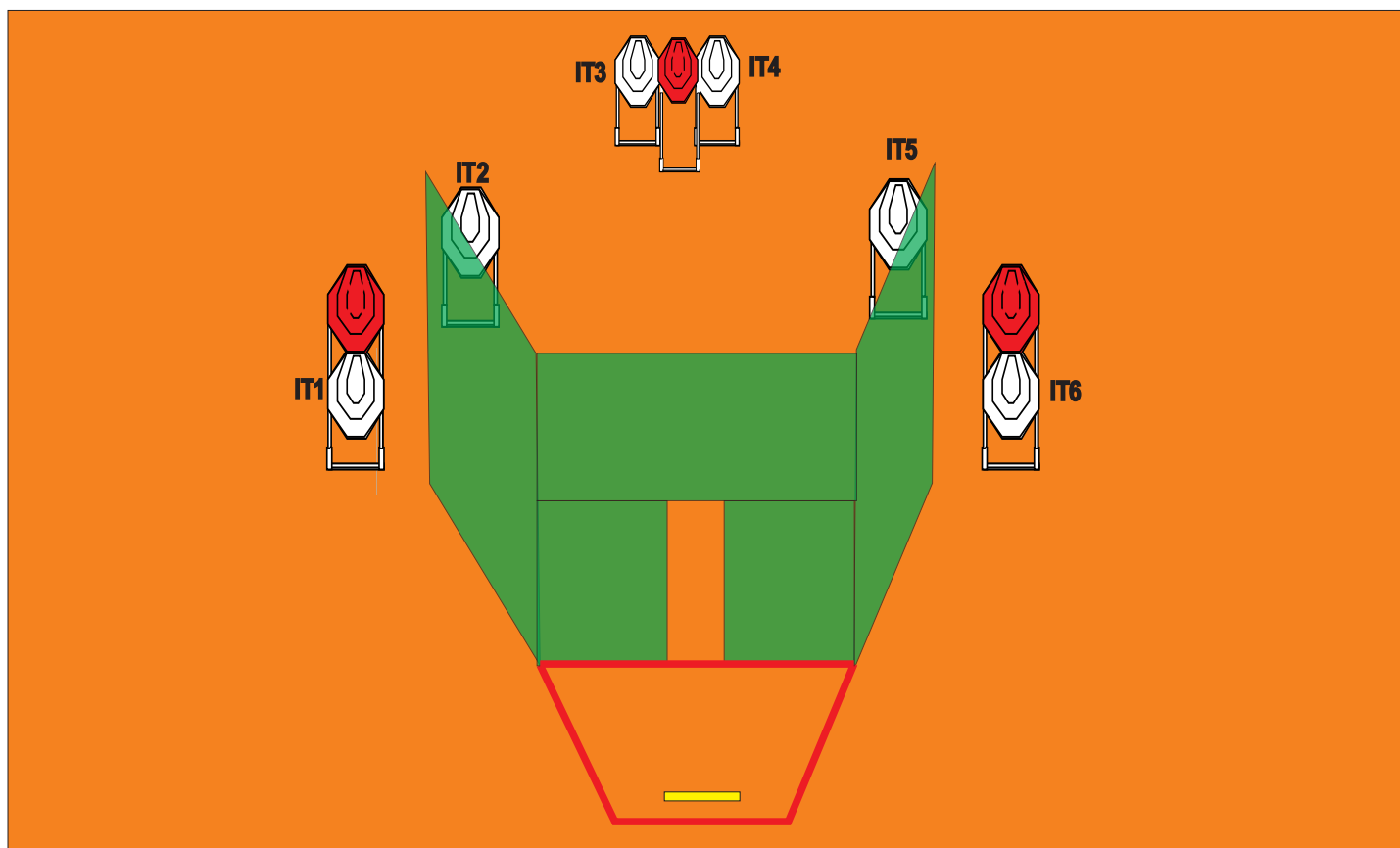
COF	STAGE 3				
Targets	IPSC Targets	IPSC Mini-Targets	IPSC Poppers	IPSC Mini-Poppers	IPSC Metal Plates
	5	-	-	-	2
Rounds to be Scored	12				
Gun ready Condition					
Start Position	Facing downrange, heels touching the start line, as shown by the RO.				
Start Signal	Audible signal				
Procedure	At the start signal, engage targets from within the designated area				
Remarks					



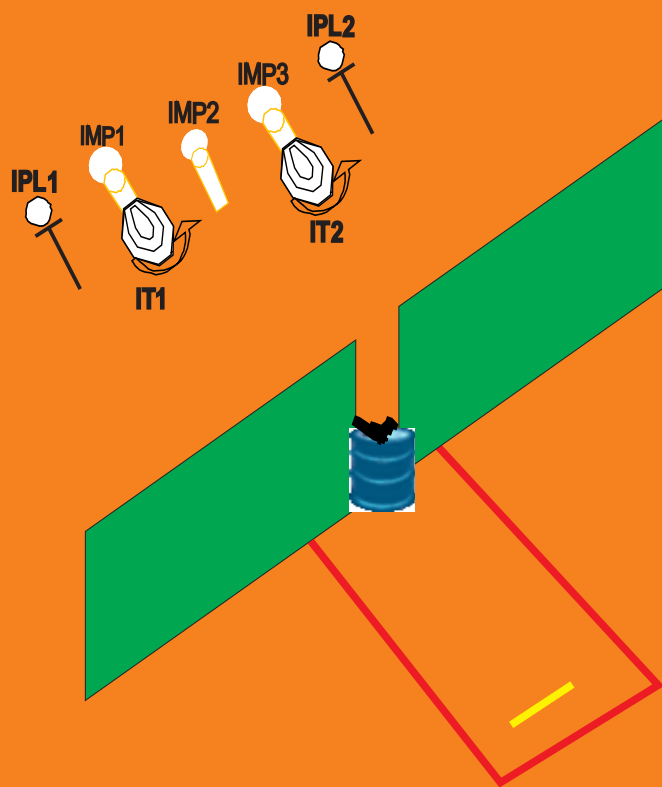
COF	STAGE				
	4				
Targets	IPSC Targets	IPSC Mini-Targets	IPSC Poppers	IPSC Mini-Poppers	IPSC Metal Plates
	5	-	-	-	2
Rounds to be Scored	12				
Gun ready Condition	Gun on the table and chargers on the other table				
Start Position	Facing downrange, seated on the chair hands on knees, feet touching chair legs, as shown by the RO.				
Start Signal	Audible signal				
Procedure	At the start signal, engage targets from within the designated area				
Remarks					



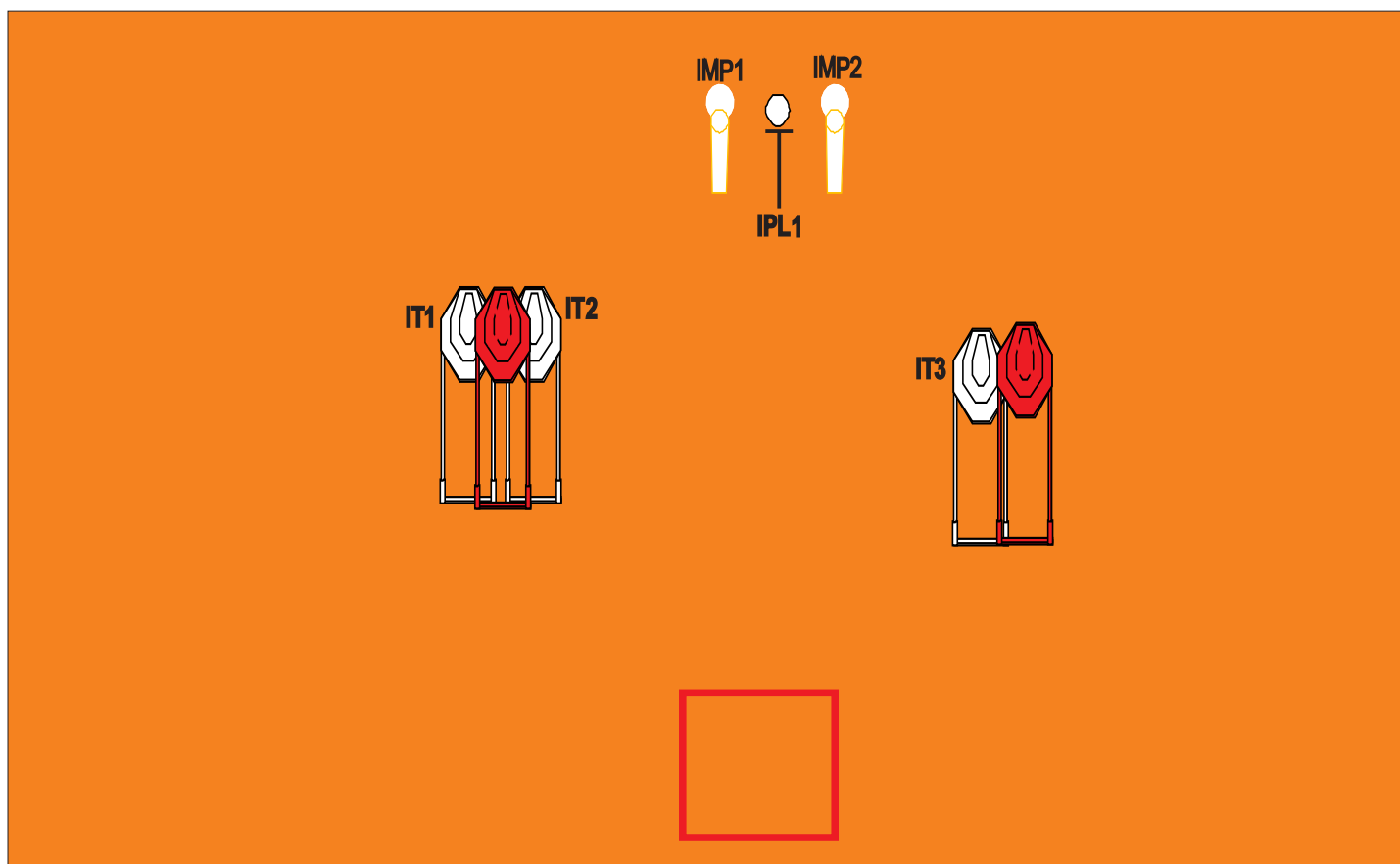
COF	STAGE 5				
Targets	IPSC Targets	IPSC Mini-Targets	IPSC Poppers	IPSC Mini-Poppers	IPSC Metal Plates
	10	-	-	1	-
Rounds to be Scored	21				
Gun ready Condition					
Start Position	Facing downrange, heels touching the start line, as shown by the RO.				
Start Signal	Audible signal				
Procedure	At the start signal, engage targets from within the designated area				
Remarks					



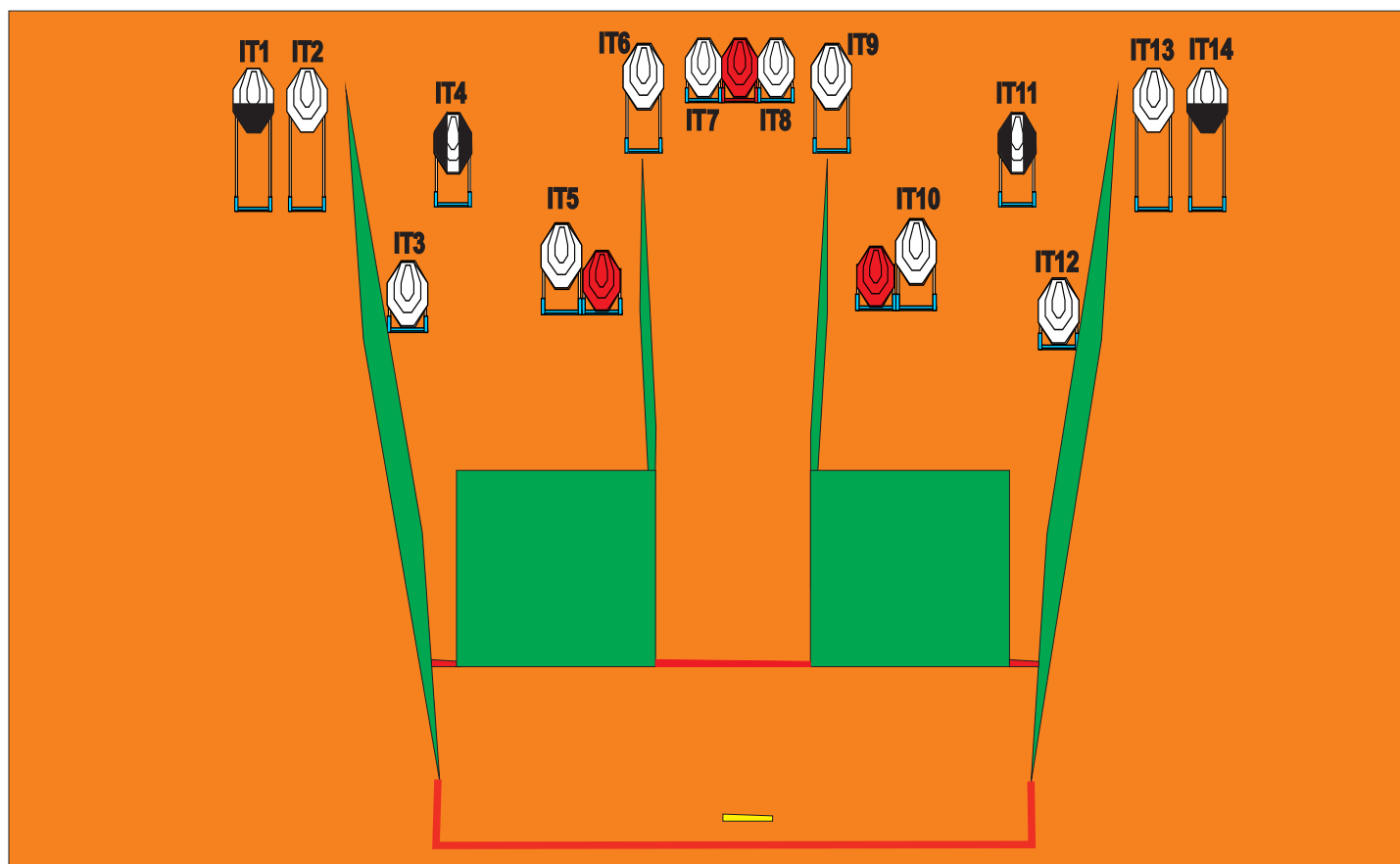
COF	STAGE 6				
Targets	IPSC Targets	IPSC Mini-Targets	IPSC Poppers	IPSC Mini-Poppers	IPSC Metal Plates
	6	-	-	-	-
Rounds to be Scored	12				
Gun ready Condition					
Start Position	Facing downrange, heels touching the start line, as shown by the RO.				
Start Signal	Audible signal				
Procedure	At the start signal, engage targets from within the designated area				
Remarks					



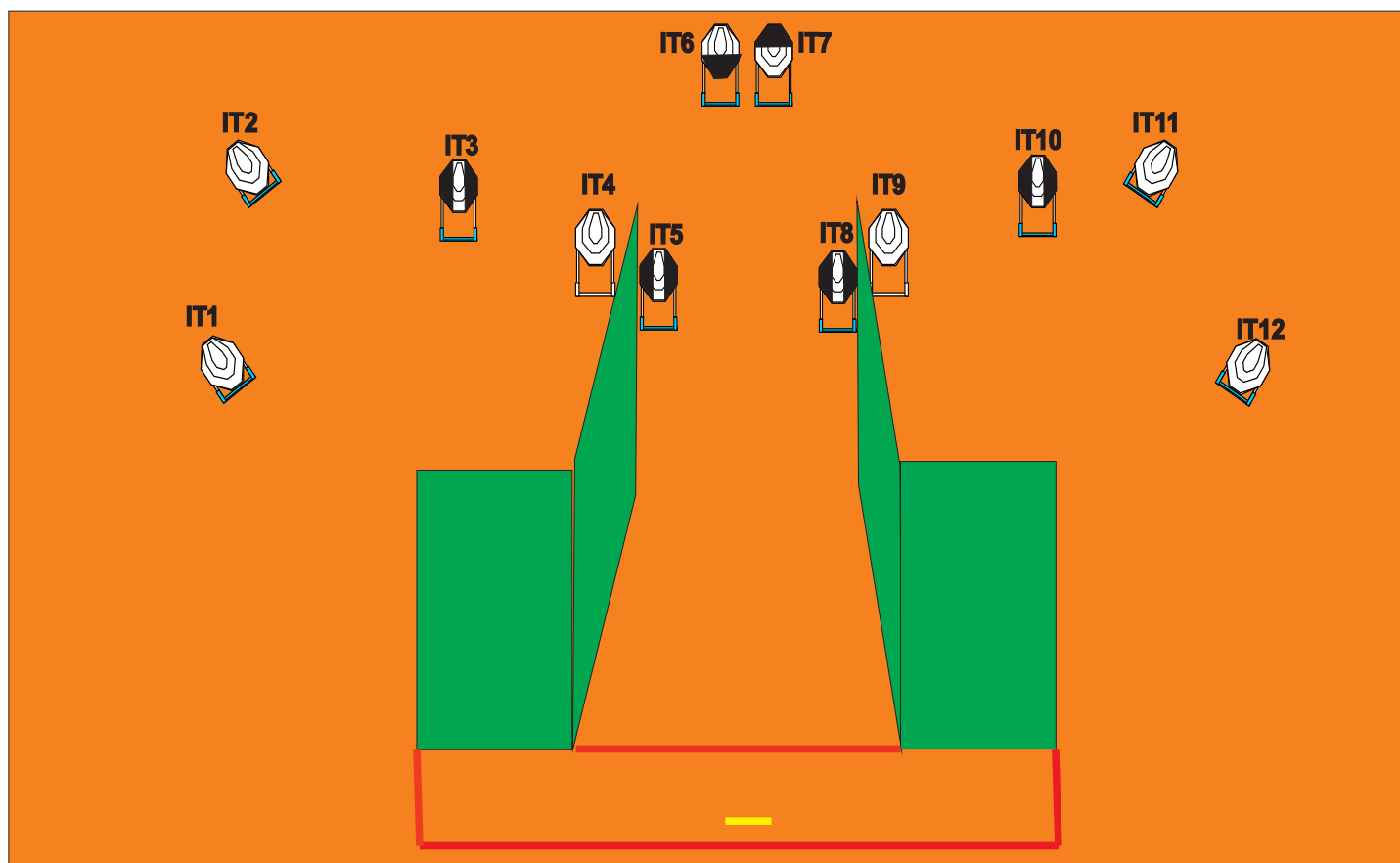
COF	STAGE 7				
Targets	IPSC Targets	IPSC Mini-Targets	IPSC Poppers	IPSC Mini-Poppers	IPSC Metal Plates
	2	-	-	3	2
Rounds to be Scored	9				
Gun ready Condition	Weapon on top of loaded barrel, as shown by the RO.				
Start Position	Facing downrange, heels touching the start line				
Start Signal	Audible signal				
Procedure	At the start signal, engage targets from within the designated area				
Remarks	Using only the strong hand				



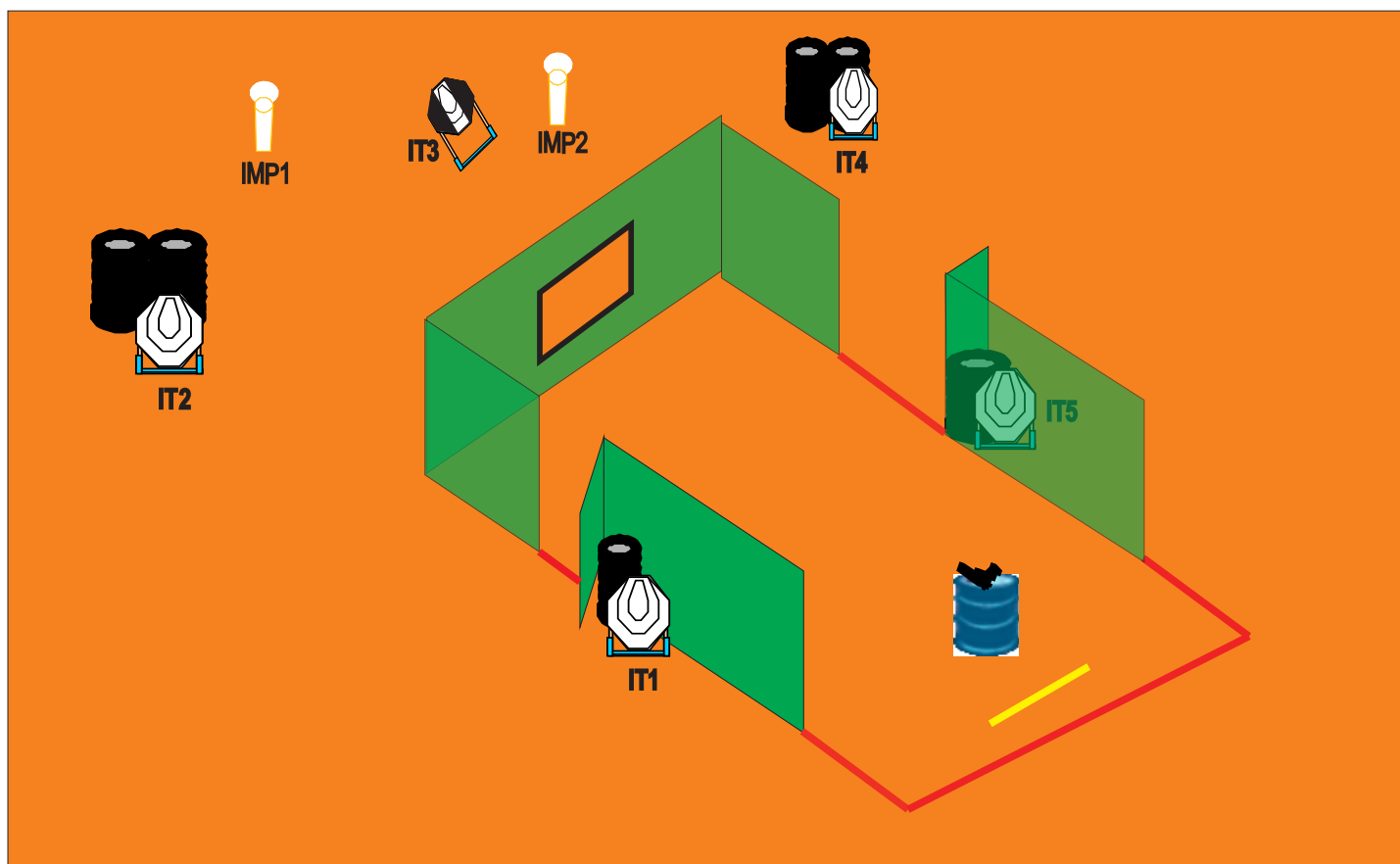
COF	STAGE 8				
Targets	IPSC Targets	IPSC Mini-Targets	IPSC Poppers	IPSC Mini-Poppers	IPSC Metal Plates
	3	-	-	2	1
Rounds to be Scored	9				
Gun ready Condition					
Start Position	Facing bulletproof, inside area, as shown by the RO.				
Start Signal	Audible signal				
Procedure	At the start signal, engage targets from within the designated area				
Remarks					



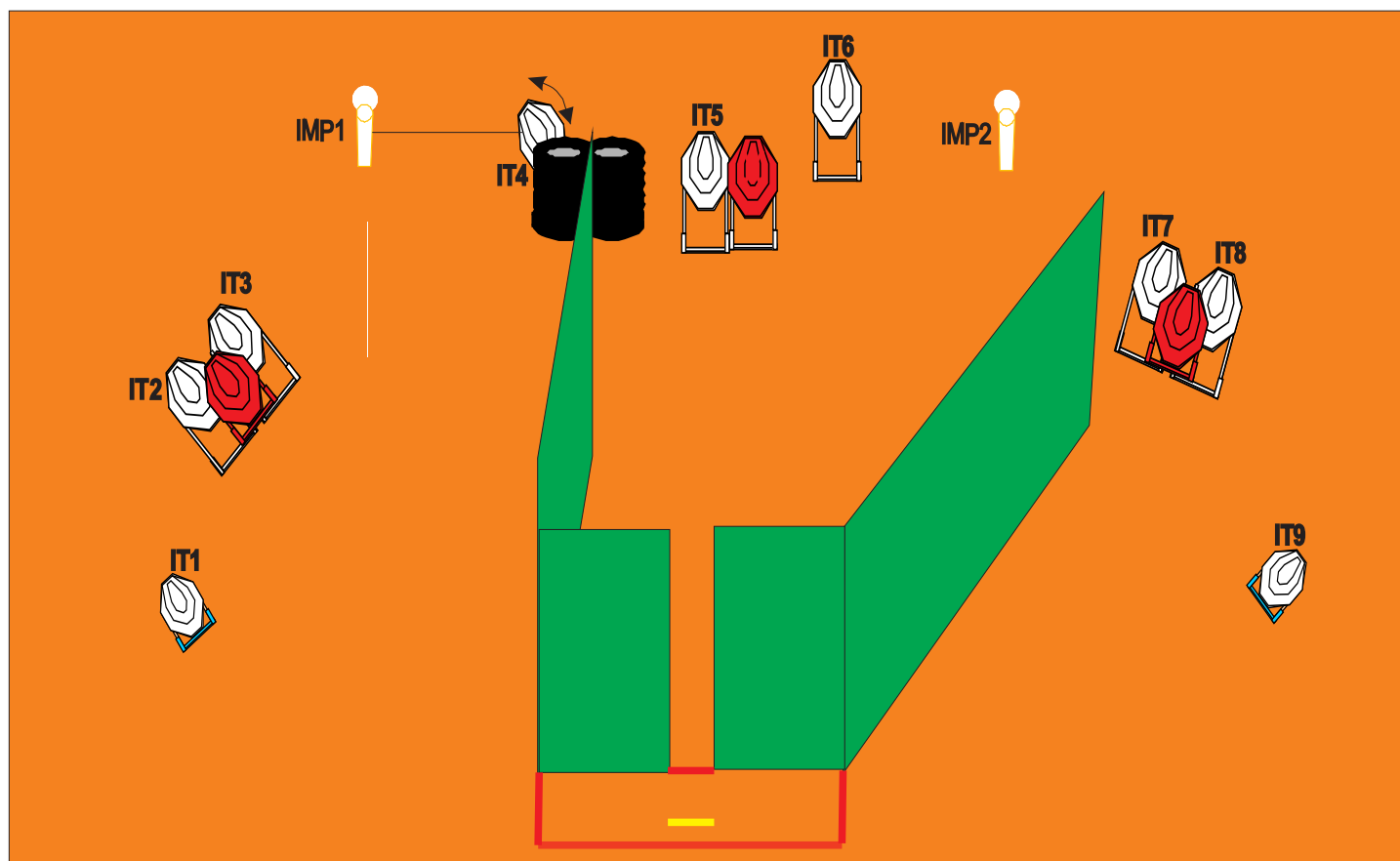
COF	STAGE 9				
Targets	IPSC Targets	IPSC Mini-Targets	IPSC Poppers	IPSC Mini-Poppers	IPSC Metal Plates
	14	-	-	-	-
Rounds to be Scored	28				
Gun ready Condition					
Start Position	Facing downrange, heels touching the start line, as shown by the RO.				
Start Signal	Audible signal				
Procedure	At the start signal, engage targets from within the designated area				
Remarks					



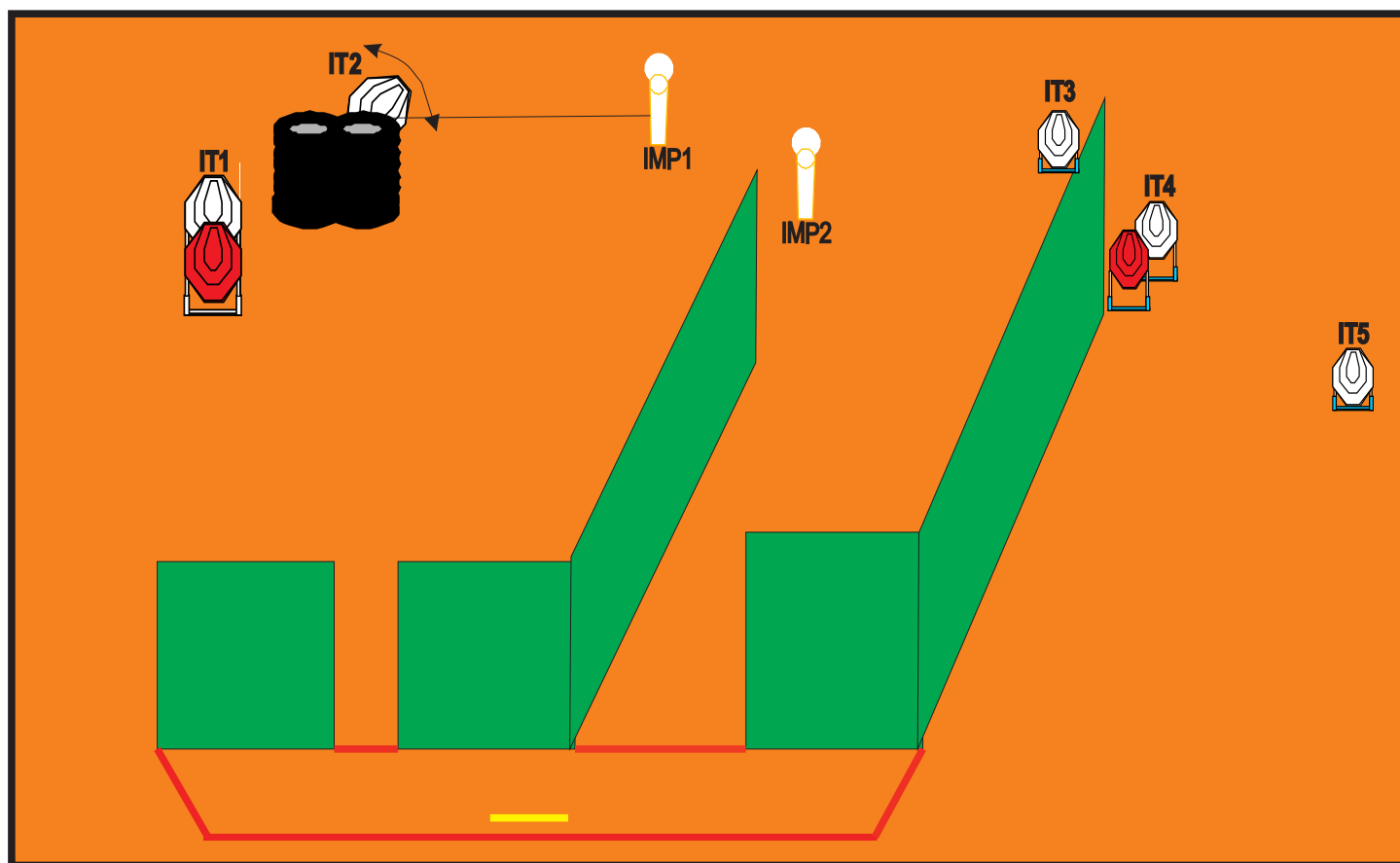
COF	STAGE 10				
Targets	IPSC Targets	IPSC Mini-Targets	IPSC Poppers	IPSC Mini-Poppers	IPSC Metal Plates
	12	-	-	-	-
Rounds to be Scored	24				
Gun ready Condition					
Start Position	Facing downrange, heels touching the start line, as shown by the RO.				
Start Signal	Audible signal				
Procedure	At the start signal, engage targets from within the designated area				
Remarks					



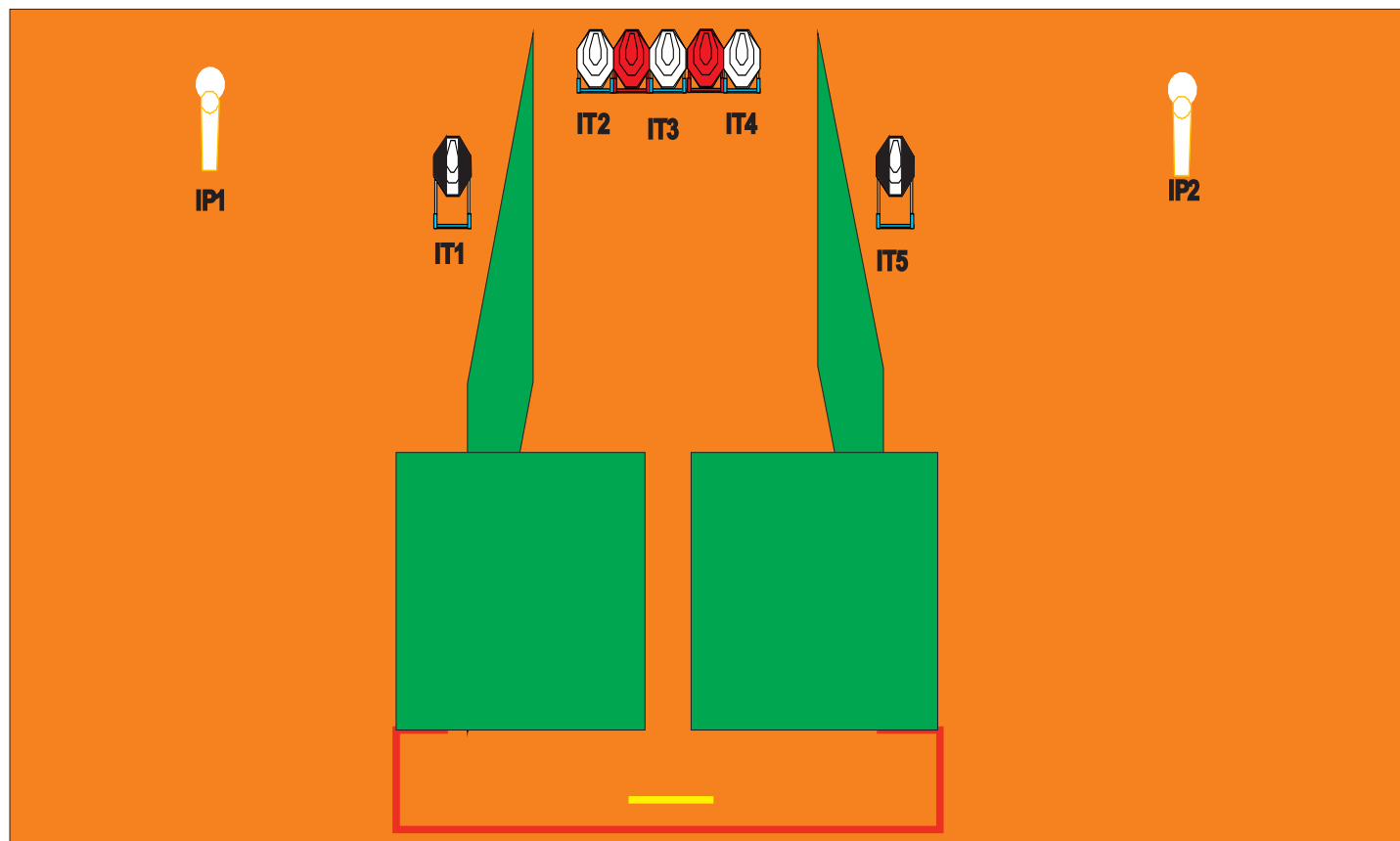
COF	STAGE 11				
Targets	IPSC Targets	IPSC Mini-Targets	IPSC Poppers	IPSC Mini-Poppers	IPSC Metal Plates
	5	-	-	2	-
Rounds to be Scored	12				
Gun ready Condition	Weapon on top of loaded barrel (as shown).				
Start Position	Facing downrange, heels touching the start line, as shown by the RO.				
Start Signal	Audible signal.				
Procedure	At the start signal, engage targets from within the designated area.				
Remarks	Using only the weak hand.				



COF	STAGE 12				
Targets	IPSC Targets	IPSC Mini-Targets	IPSC Poppers	IPSC Mini-Poppers	IPSC Metal Plates
	9	-	-	2	-
Rounds to be Scored	20				
Gun ready Condition					
Start Position	Facing downrange, heels touching the start line, as shown by the RO.				
Start Signal	Audible signal				
Procedure	At the start signal, engage targets from within the designated area				
Remarks	IMP1 activates Moving target (IT4) which remains visible at rest				



COF	STAGE 13				
Targets	IPSC Targets	IPSC Mini-Targets	IPSC Poppers	IPSC Mini-Poppers	IPSC Metal Plates
	5	-	-	2	-
Rounds to be Scored	12				
Gun ready Condition					
Start Position	Facing downrange, heels touching the start line, as shown by the RO.				
Start Signal	Audible signal				
Procedure	At the start signal, engage targets from within the designated area				
Remarks	IMP1 activates Moving target (IT2) which remains visible at rest.				



COF	STAGE 14				
Targets	IPSC Targets	IPSC Mini-Targets	IPSC Poppers	IPSC Mini-Poppers	IPSC Metal Plates
	5	-	2	-	-
Rounds to be Scored	12				
Gun ready Condition					
Start Position	Facing downrange, heels touching the start line, as shown by the RO.				
Start Signal	Audible signal				
Procedure	At the start signal, engage targets from within the designated area				
Remarks					