



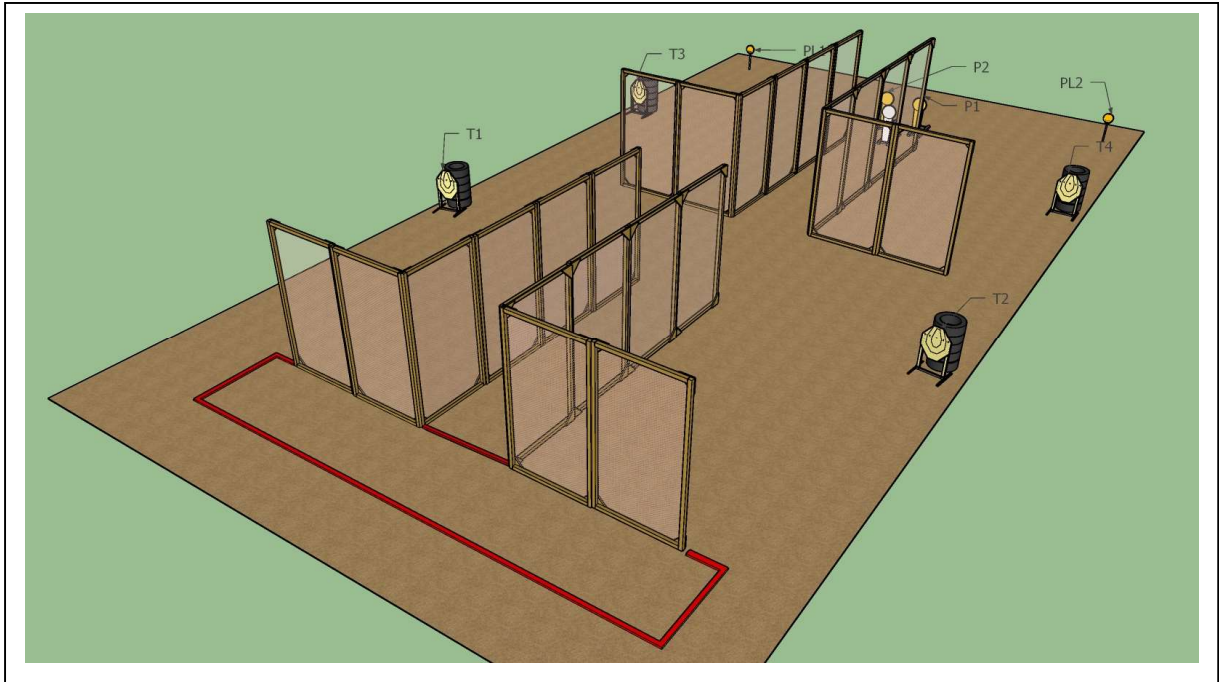
II ETAPA DO XXXVI CAMP. BRA. E OPEN INTER. DE IPSC PCC 2023

STAGES

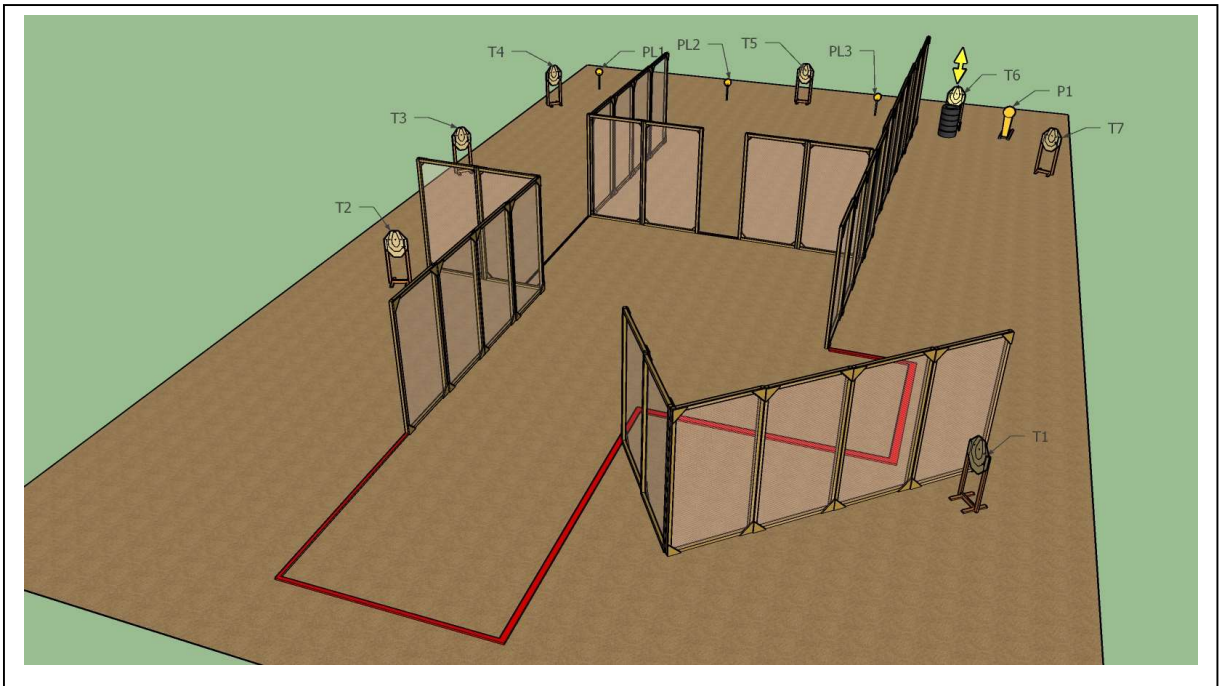
AREA 01	STAGE 01	Short Course	12	5.15%
	STAGE 02	Medium Course	18	7.73%
	STAGE 03	Long Course	30	12.88%
	STAGE 04	Medium Course	20	8.58%
	STAGE 05	Short Course	11	4.72%
	STAGE 06	Short Course	09	3.86%
	STAGE 07	Short Course	12	5.15%
AREA 2	STAGE 08	Long Course	32	13.73%
	STAGE 09	Short Course	09	3.86%
	STAGE 10	Medium Course	22	9.44%
	STAGE 11	Short Course	10	4.29%
	STAGE 12	Short Course	12	5.15%
	STAGE 13	Medium Course	24	10.30%
	STAGE 14	Short Course	12	5.15%
TOTAL			233	100%

AREAS

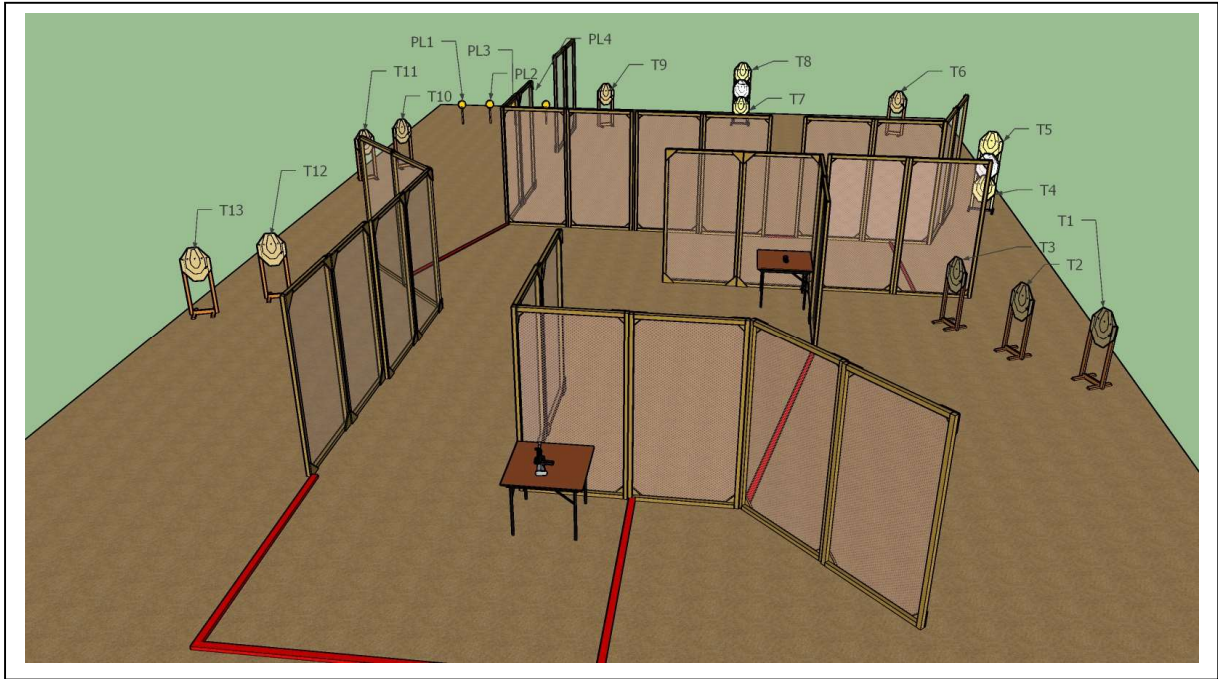




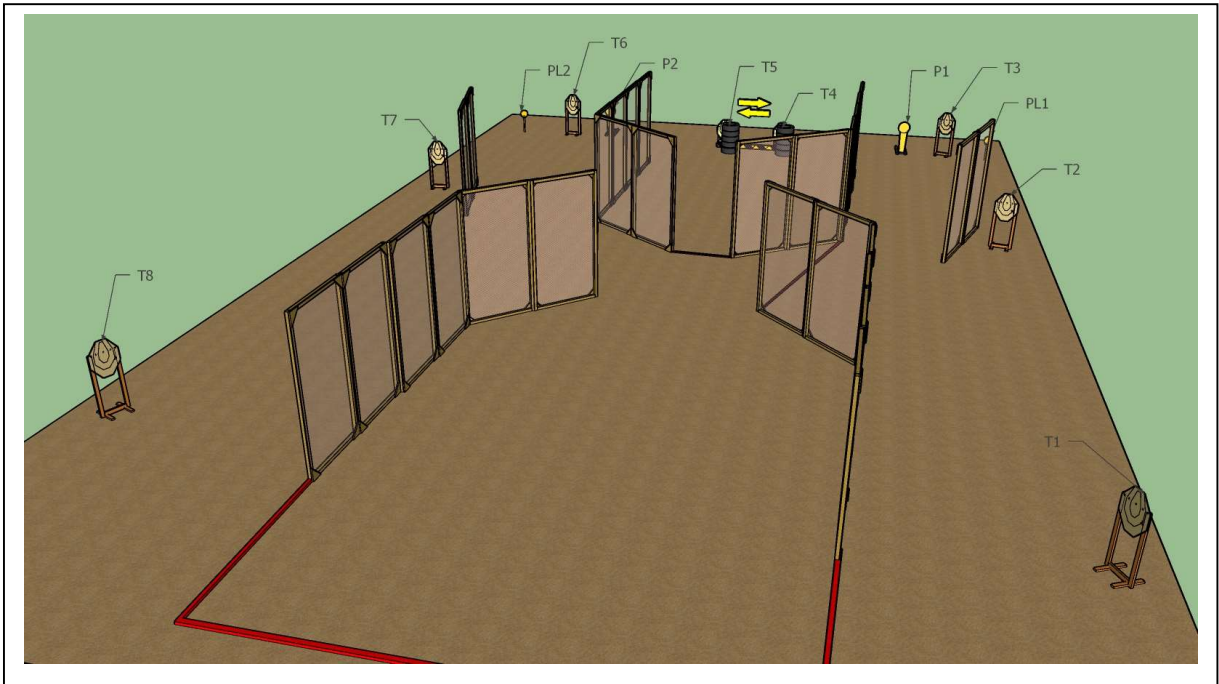
COF	Short Course				STAGE 01
Targets	IPSC Targets	IPSC Mini-Targets	IPSC Poppers	IPSC Mini-Poppers	IPSC Metal Plates
	4	-	-	2	2
Minimum number of rounds	12		Max points	60	
Firearm ready Condition	Loaded - Option 1				
Start Position	Standing anywhere in area				
Time starts	Audible signal				
Procedure	At the start signal engage targets				
Remarks					



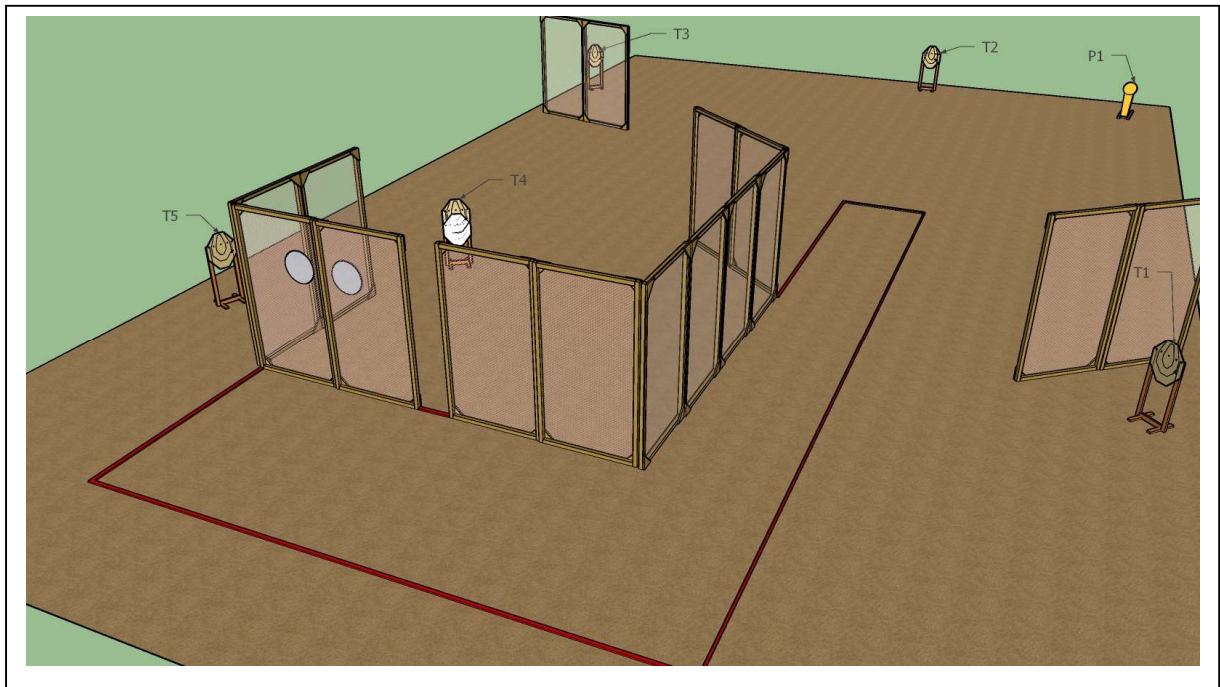
COF	Medium Course				STAGE 02
Targets	IPSC Targets	IPSC Mini-Targets	IPSC Poppers	IPSC Mini-Poppers	IPSC Metal Plates
	7	-	-	1	3
Minimum number of rounds	18		Max points	90	
Firearm ready Condition	Loaded - Option 1				
Start Position	Standing anywhere in area				
Time starts	Audible signal				
Procedure	At the start signal engage targets				
Remarks	IPSC popper P1 activates moving target T6 as indicated. Target stays visible.				



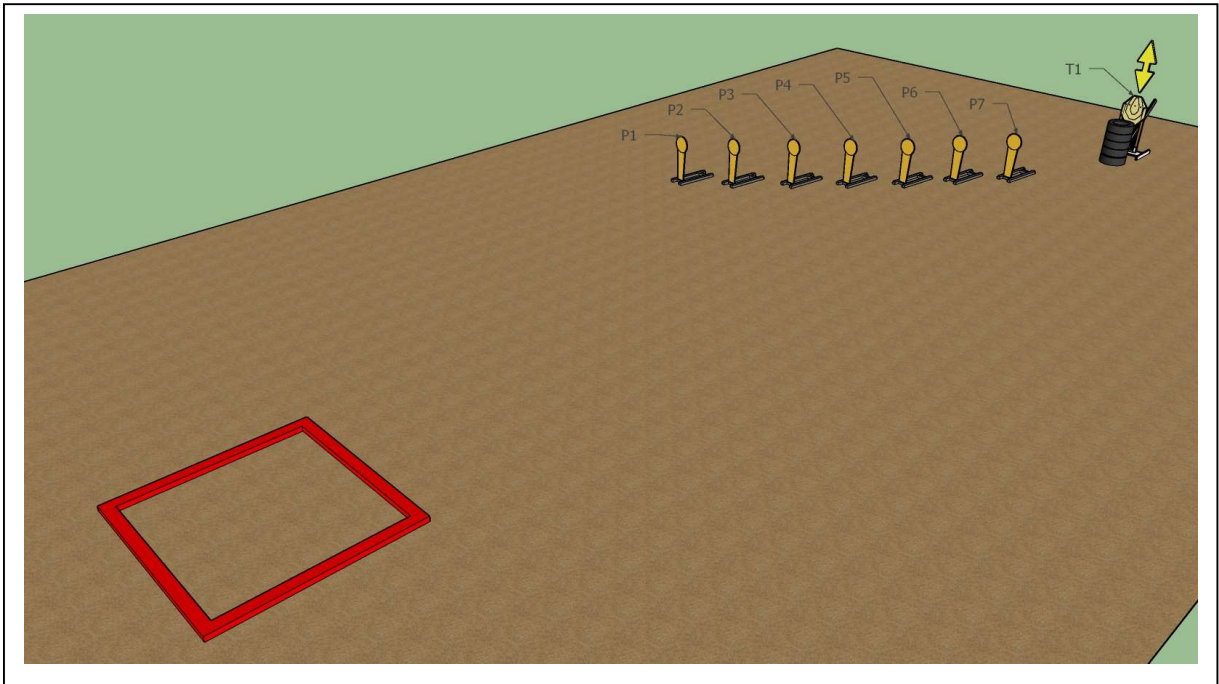
COF	Long Course				STAGE 03
Targets	IPSC Targets	IPSC Mini-Targets	IPSC Poppers	IPSC Mini-Poppers	IPSC Metal Plates
	13	-	-	-	4
Minimum number of rounds	30		Max points	150	
Firearm ready Condition	Unloaded - Option 3, on the mark on one of the tables, first magazine to be used on the mark on the another table				
Start Position	Standing anywhere in area				
Time starts	Audible signal				
Procedure	At the start signal engage targets				
Remarks					



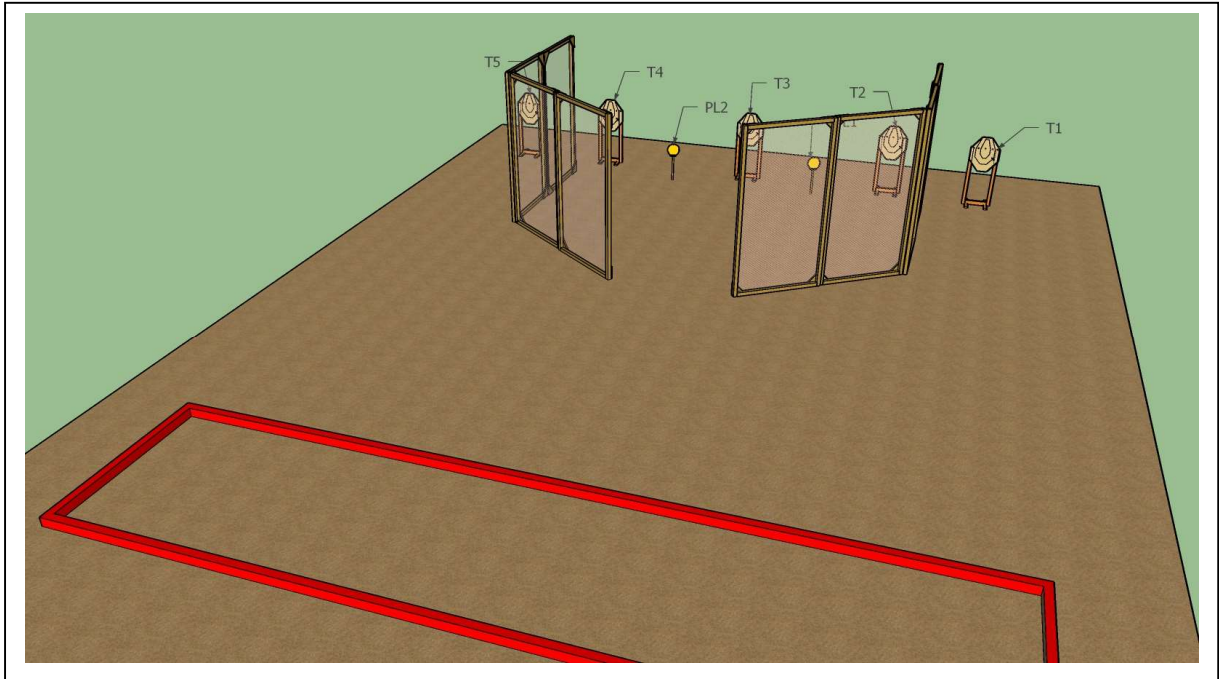
COF	Medium Course				STAGE 04
Targets	IPSC Targets	IPSC Mini-Targets	IPSC Poppers	IPSC Mini-Poppers	IPSC Metal Plates
	8	-	-	2	2
Minimum number of rounds	20		Max points	100	
Firearm ready Condition	Loaded - Option 1				
Start Position	Standing anywhere in area				
Time starts	Audible signal				
Procedure	At the start signal engage targets				
Remarks	IPSC poppers P1 or P2 activates moving targets T4 and T5. Targets stays visible.				



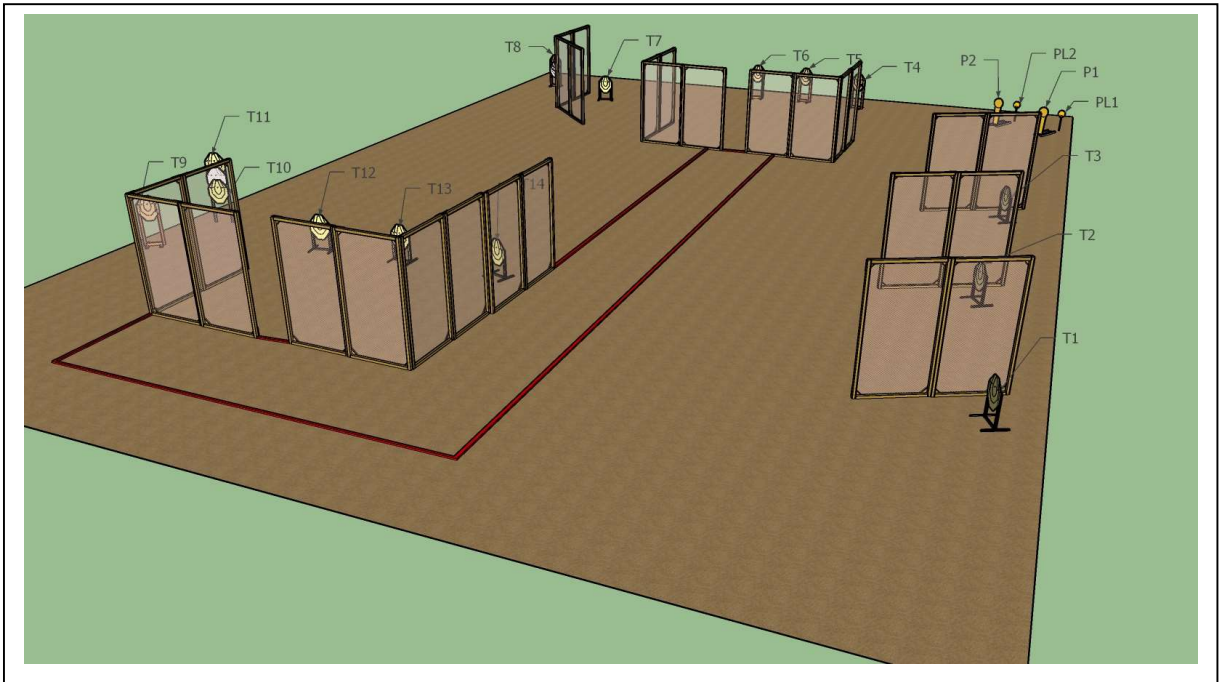
COF	Short Course				STAGE 05
Targets	IPSC Targets	IPSC Mini-Targets	IPSC Poppers	IPSC Mini-Poppers	IPSC Metal Plates
	5	-	-	1	-
Minimum number of rounds	11		Max points	55	
Firearm ready Condition	Loaded - Option 1				
Start Position	Standing anywhere in area				
Time starts	Audible signal				
Procedure	At the start signal engage targets, weak shoulder only				
Remarks					



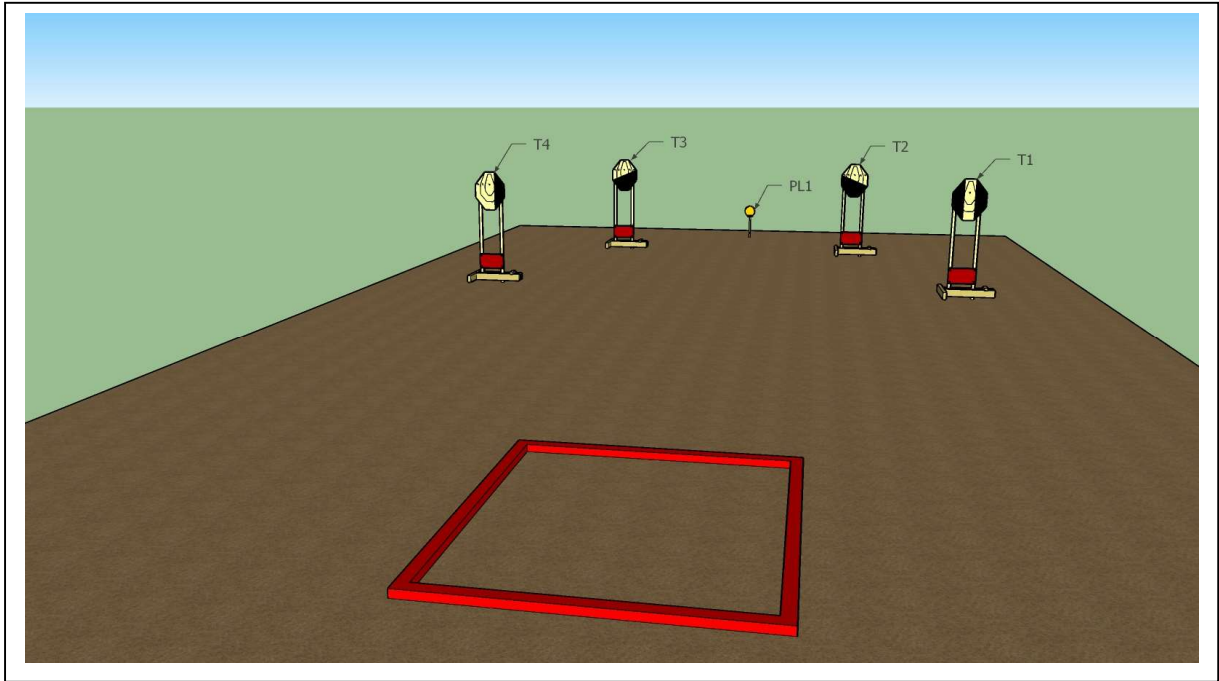
COF	Short Course				STAGE 06
Targets	IPSC Targets	IPSC Mini-Targets	IPSC Poppers	IPSC Mini-Poppers	IPSC Metal Plates
	1	-	-	7	-
Minimum number of rounds	9		Max points	45	
Firearm ready Condition	Loaded - Option 1				
Start Position	Standing in area				
Time starts	Audible signal				
Procedure	At the start signal engage targets				
Remarks	IPSC popper P7 activate moving target T1 as indicated. Target disappears.				



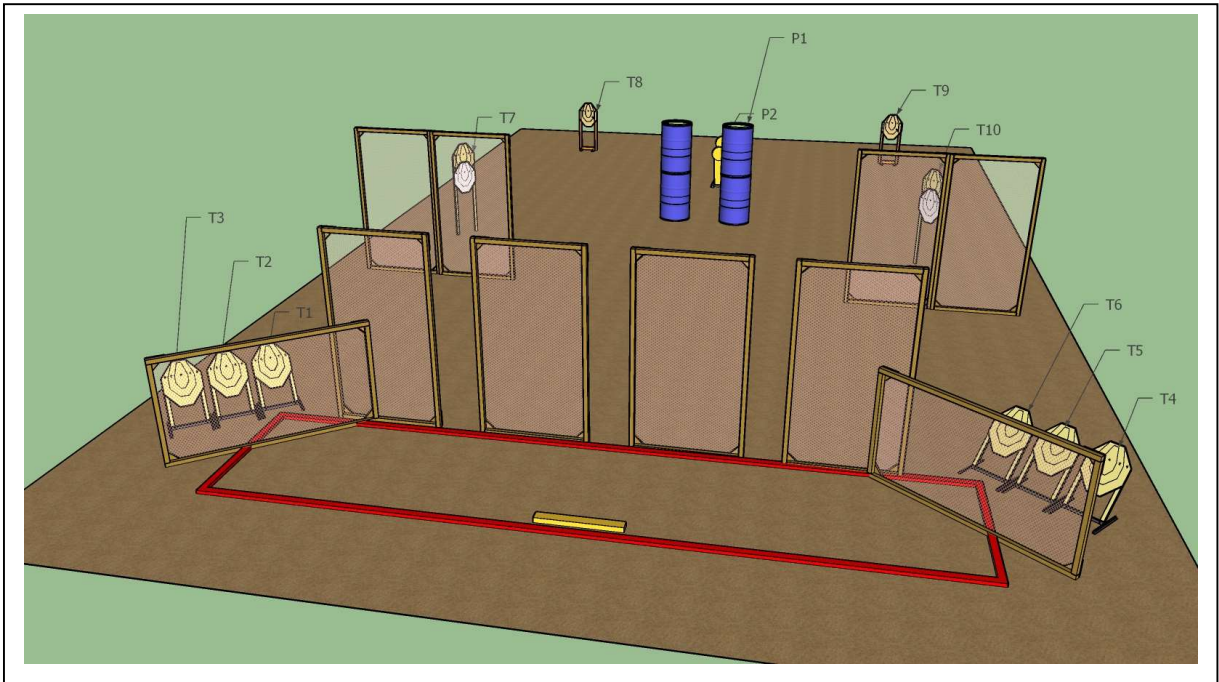
COF	Short Course				STAGE 07
Targets	IPSC Targets	IPSC Mini-Targets	IPSC Poppers	IPSC Mini-Poppers	IPSC Metal Plates
	5	-	-	-	2
Minimum number of rounds	12		Max points	60	
Firearm ready Condition	Loaded - Option 1				
Start Position	Standing anywhere in area				
Time starts	Audible signal				
Procedure	At the start signal engage targets				
Remarks					



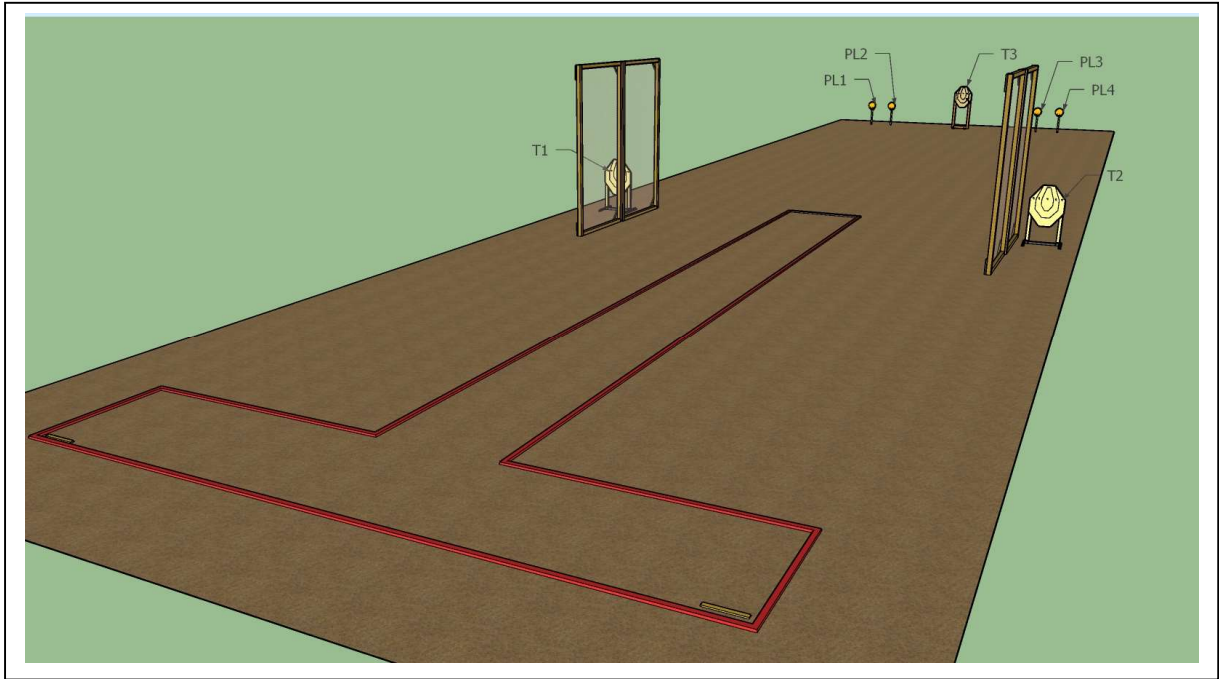
COF	Long Course				STAGE 08
Targets	IPSC Targets	IPSC Mini-Targets	IPSC Poppers	IPSC Mini-Poppers	IPSC Metal Plates
	14	-	-	2	2
Minimum number of rounds	32		Max points	160	
Firearm ready Condition	Loaded - Option 1				
Start Position	Standing anywhere in area				
Time starts	Audible signal				
Procedure	At the start signal engage targets				
Remarks					



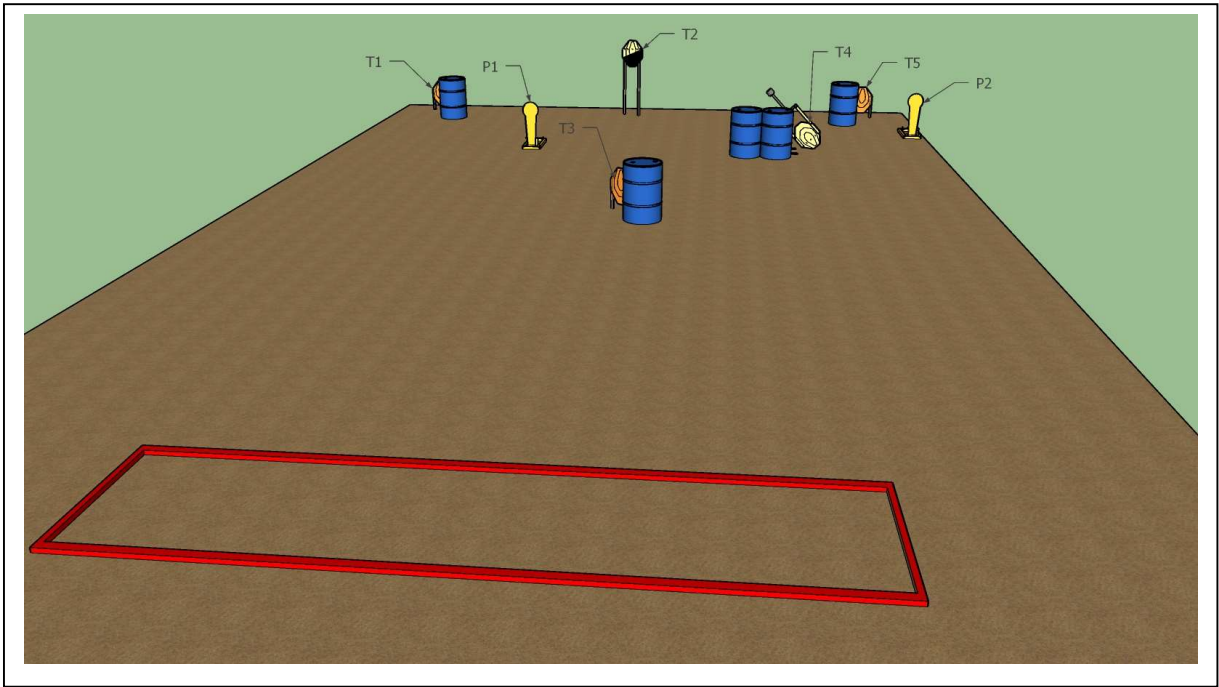
COF	Short Course				STAGE 09
Targets	IPSC Targets	IPSC Mini-Targets	IPSC Poppers	IPSC Mini-Poppers	IPSC Metal Plates
	4	-	-	-	1
Minimum number of rounds	9		Max points	45	
Firearm ready Condition	Loaded - Option 2				
Start Position	Standing in area				
Time starts	Audible signal				
Procedure	At the start signal engage targets				
Remarks					



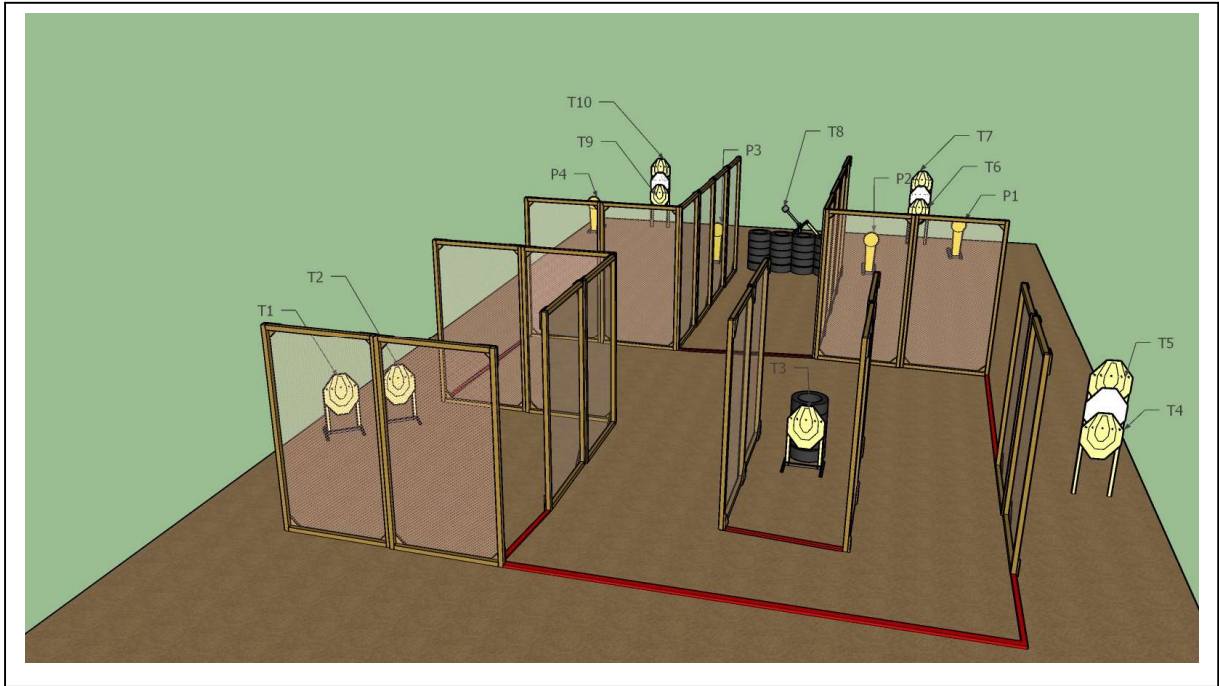
COF	Medium Course				STAGE 10
Targets	IPSC Targets	IPSC Mini-Targets	IPSC Poppers	IPSC Mini-Poppers	IPSC Metal Plates
	10	-	-	2	-
Minimum number of rounds	22		Max points	110	
Firearm ready Condition	Loaded - Option 1				
Start Position	Heels touching start line				
Time starts	Audible signal				
Procedure	At the start signal engage targets				
Remarks					



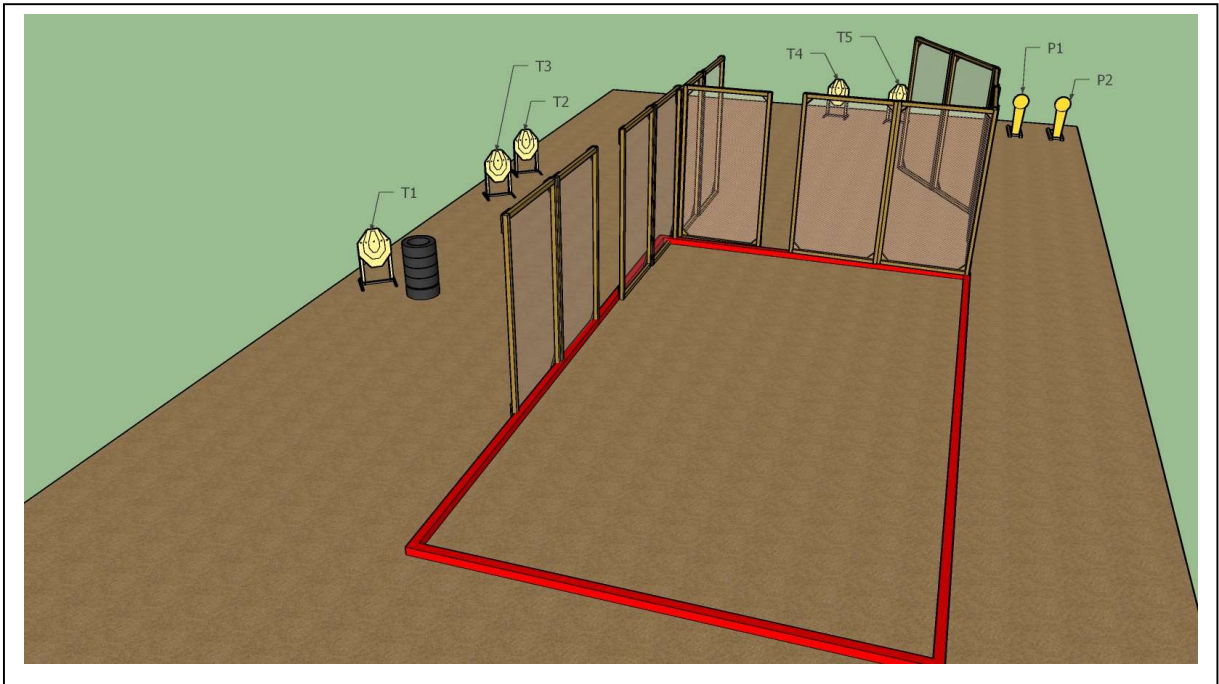
COF	Short Course				STAGE 11
Targets	IPSC Targets	IPSC Mini-Targets	IPSC Poppers	IPSC Mini-Poppers	IPSC Metal Plates
	3	-	-	-	4
Minimum number of rounds	10		Max points	50	
Firearm ready Condition	Loaded - Option 1				
Start Position	Heels touching one of the start lines				
Time starts	Audible signal				
Procedure	At the start signal engage targets				
Remarks					



COF	Short Course				STAGE 12
Targets	IPSC Targets	IPSC Mini-Targets	IPSC Poppers	IPSC Mini-Poppers	IPSC Metal Plates
	5	-	2	-	-
Minimum number of rounds	12		Max points	60	
Firearm ready Condition	Loaded - Option 1				
Start Position	Standing in area				
Time starts	Audible signal				
Procedure	At the start signal engage targets				
Remarks	IPSC Popper P2 activates moving target T4. Target remains visible.				



COF	Short Course				STAGE 13
Targets	IPSC Targets	IPSC Mini-Targets	IPSC Poppers	IPSC Mini-Poppers	IPSC Metal Plates
	10	-	-	4	-
Minimum number of rounds	24		Max points	120	
Firearm ready Condition	Loaded - Option 1				
Start Position	Standing in area				
Time starts	Audible signal				
Procedure	At the start signal engage targets				
Remarks	IPSC Popper P2 activates moving target T8. Target remains visible.				



COF	Short Course				STAGE 14
Targets	IPSC Targets	IPSC Mini-Targets	IPSC Poppers	IPSC Mini-Poppers	IPSC Metal Plates
	5	-	-	2	-
Minimum number of rounds	12		Max points	60	
Firearm ready Condition	Loaded - Option 1				
Start Position	Standing in area				
Time starts	Audible signal				
Procedure	At the start signal engage targets				
Remarks					