



I Etapa do XIII Campeonato Brasileiro de IPSC de Mini Rifle

Clube de Tiro, Caça e Pesca de Juiz de Fora, Juiz de Fora – MG

10 à 13 de Abril de 2025

Range Master: Paulo Chor

Match Director: Fabiano Vidigal

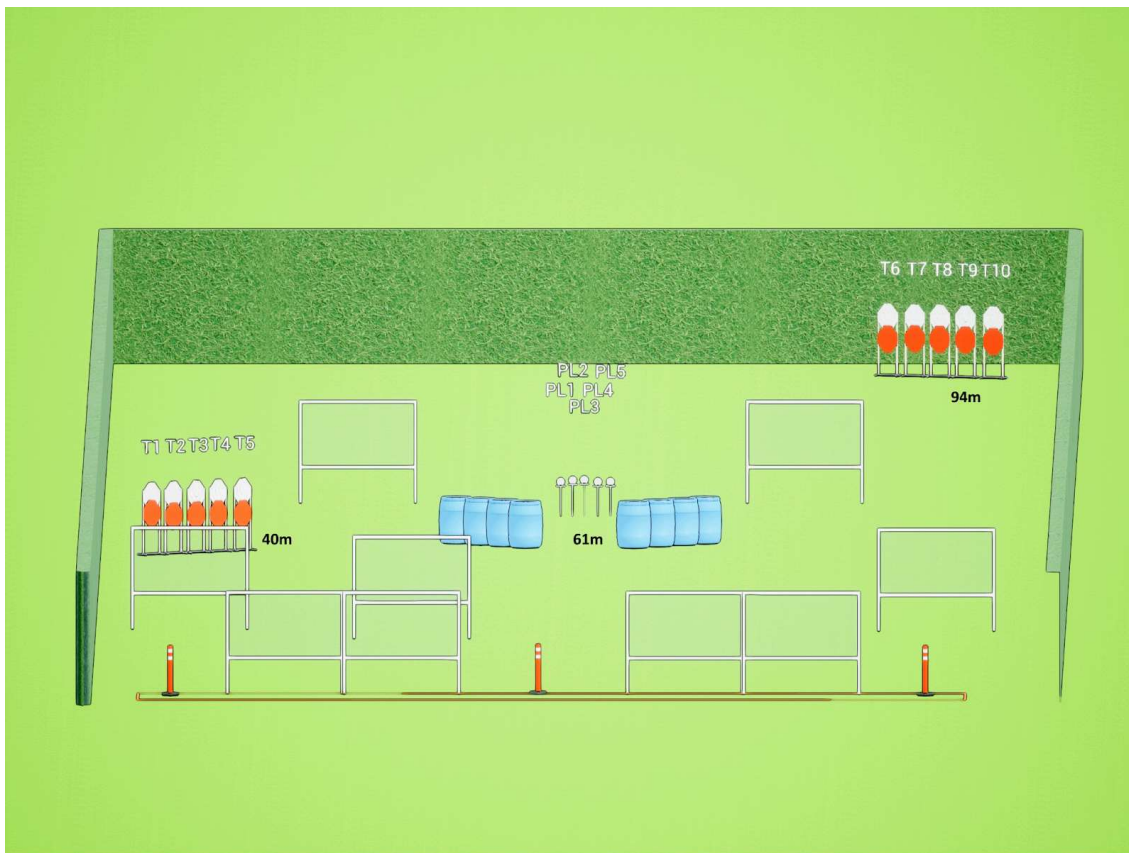
MATCH SUMMARY				
STAGE	TARGETS	POPPER	PLATES	TOTAL SHOTS
01	10		5	15
02	5	1	3	14
03	3	1	3	10
04	5	1	1	10
05	10			20
06	18			36
07	5			10
08	5			10
09	3		4	10
10	5			10
11	16		3	35
12	16			16
TOTAL:	101	3	19	196



TARGETS DISTANCES

STAGE	DISTANCES		
	< 25 meters	> 25 meters	> 40 meters
		< 40 meters	< 120 meters
STAGE 01		5	10
STAGE 02	2	6	
STAGE 03	1	6	
STAGE 04	6		
STAGE 05	6	4	
STAGE 06	18		
STAGE 07		5	
STAGE 08	3	2	
STAGE 09		5	
STAGE 10	2	3	
STAGE 11	12	7	
STAGE 12			16
118	50	43	26
100,00%	42,02%	36,12%	21,85%

I Etapa do XIII Campeonato Brasileiro de IPSC de Mini Rifle

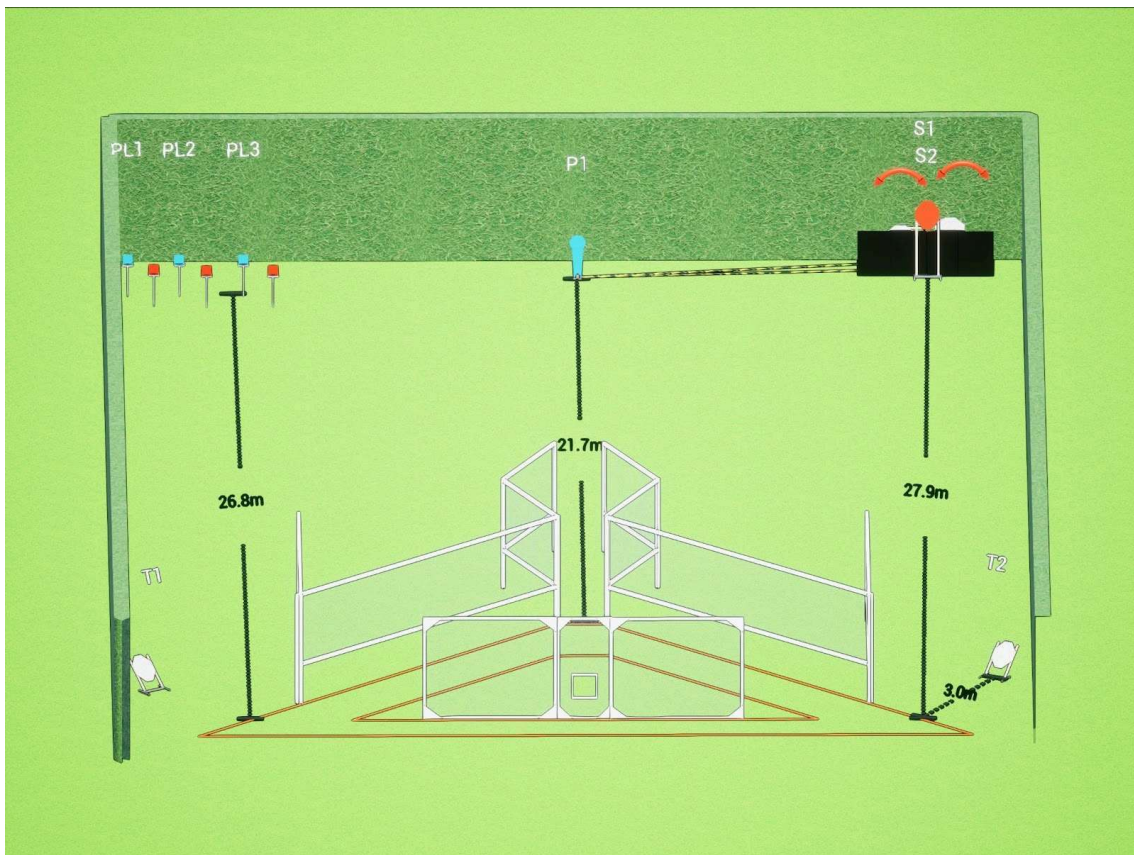


STAGE 1 MINI RIFLE

Targets	10 IPSC TARGETS, 5 IPSC PLATES
Minimum Number of Rounds	15
Rifle Ready Condition	Loaded (Option 1)
Start Position	Standing anywhere inside the area, firearm in ready condition, held in both hands, stock touching the competitor at hip level, trigger guard downwards, barrel parallel to the ground and pointing downrange, fingers outside the trigger guard as demonstrated.
Time Start	Audible signal
Procedure	At the start signal, engage the targets, only the best hit per target will be scored



I Etapa do XIII Campeonato Brasileiro de IPSC de Mini Rifle

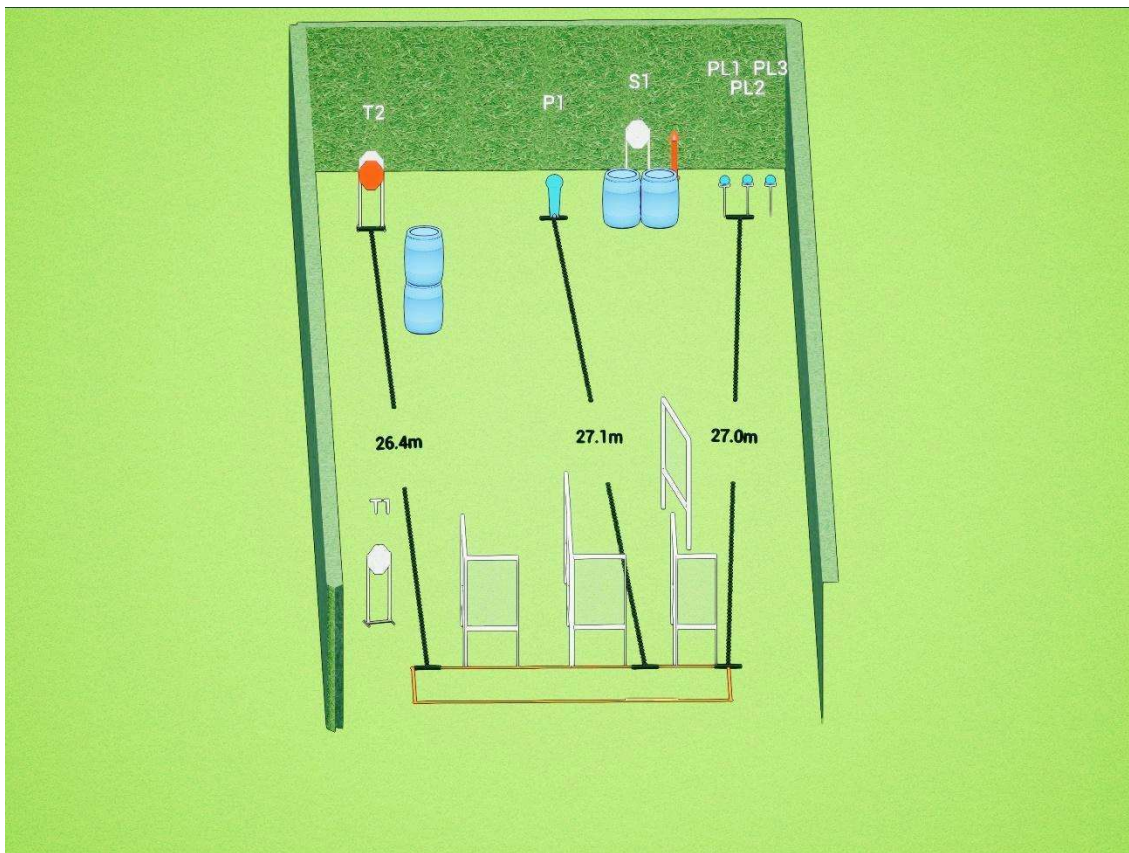


STAGE 2 MINI RIFLE

Targets	4 IPSC MINI TARGETS, 1 IPSC MINI POPPER, 3 IPSC PLATES
Minimum Number of Rounds	12
Rifle Ready Condition	Loaded (Option 1)
Start Position	Standing anywhere in the area, firearm in the ready condition held in both hands, stock touching the competitor at hip level, trigger guard downwards, barrel parallel to the ground, finger outside the trigger guard as demonstrated.
Time Start	Audible signal
Procedure	At the start signal, engage the targets, Popper P1 activates moving targets S1 and S2 which remains visible



I Etapa do XIII Campeonato Brasileiro de IPSC de Mini Rifle

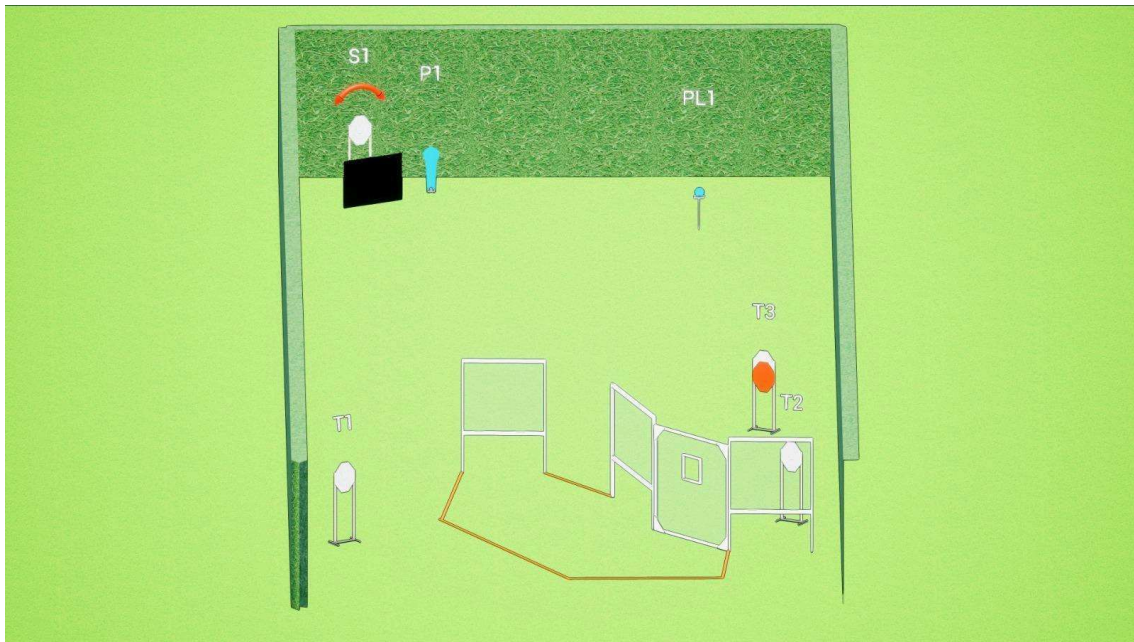


STAGE 3 MINI RIFLE

Targets	3 IPSC TARGETS, 1 IPSC MINI POPPER, 3 IPSC PLATES
Minimum Number of Rounds	10
Rifle Ready Condition	Loaded (Option 1)
Start Position	Standing in the area, heels touching the start line, firearm in the ready condition held in both hands, stock touching the competitor at hip level, trigger guard downwards, barrel parallel to the ground, finger outside the trigger guard as demonstrated.
Time Start	Audible signal
Procedure	At the start signal, engage the targets



I Etapa do XIII Campeonato Brasileiro de IPSC de Mini Rifle

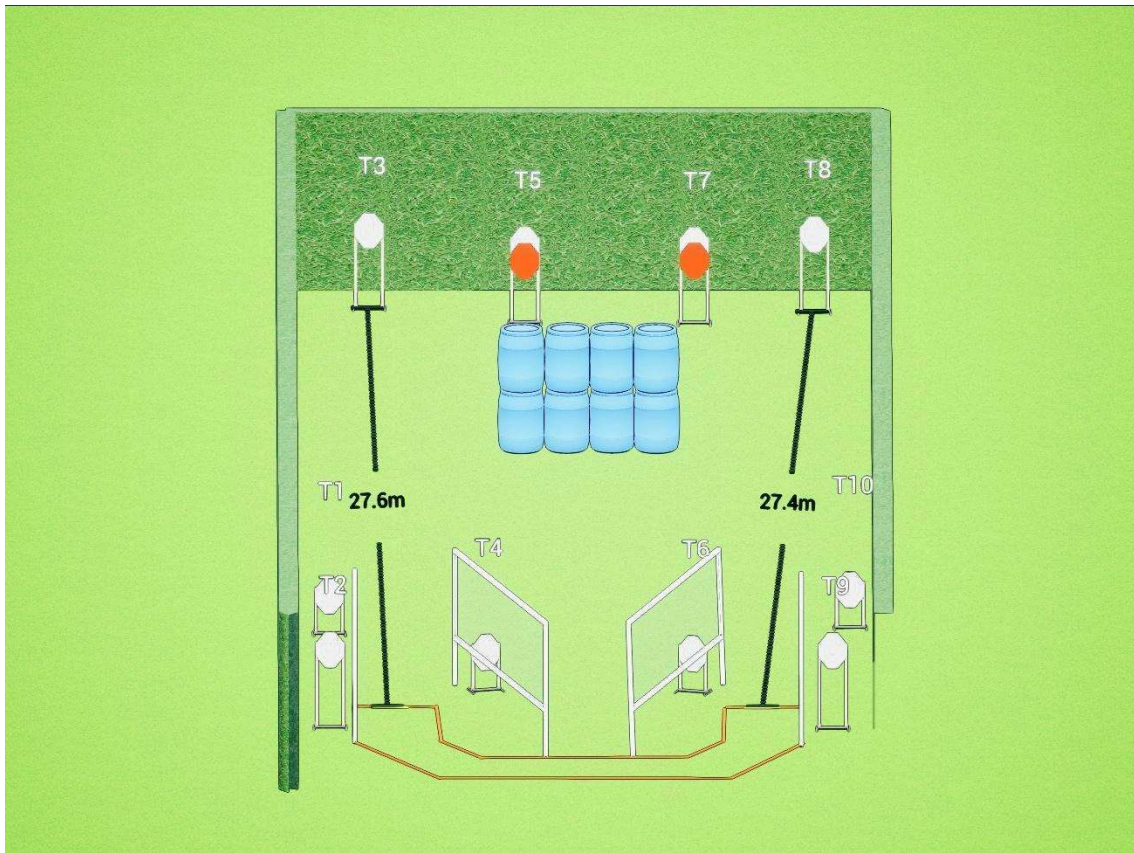


STAGE 4 MINI RIFLE

Targets	4 IPSC TARGETS, 1 IPSC MINI POPPER, 1 IPSC PLATE
Minimum Number of Rounds	10
Rifle Ready Condition	Loaded (Option 1)
Start Position	Standing anywhere in the area, firearm in the ready condition held in both hands, stock touching the competitor at hip level, trigger guard downwards, barrel parallel to the ground, finger outside the trigger guard as demonstrated.
Time Start	Audible signal
Procedure	At the start signal, engage the targets, Popper P1 activate moving target S1 which remains visible



I Etapa do XIII Campeonato Brasileiro de IPSC de Mini Rifle

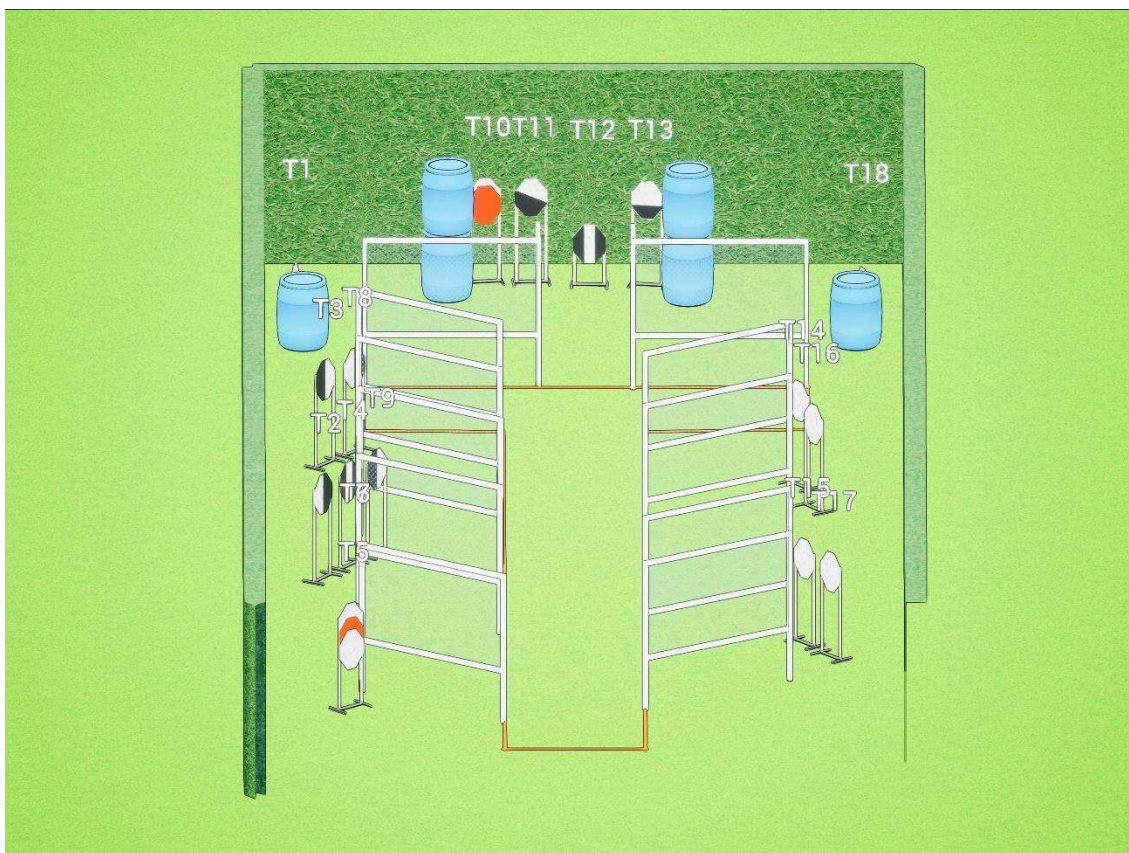


STAGE 5 MINI RIFLE

Targets	10 IPSC TARGETS
Minimum Number of Rounds	20
Rifle Ready Condition	Loaded (Option 1)
Start Position	Standing in the area, firearm in the ready condition held in both hands, stock touching the competitor at hip level, trigger guard downwards, barrel parallel to the ground, finger outside the trigger guard as demonstrated.
Time Start	Audible signal
Procedure	At the start signal, engage the targets



I Etapa do XIII Campeonato Brasileiro de IPSC de Mini Rifle

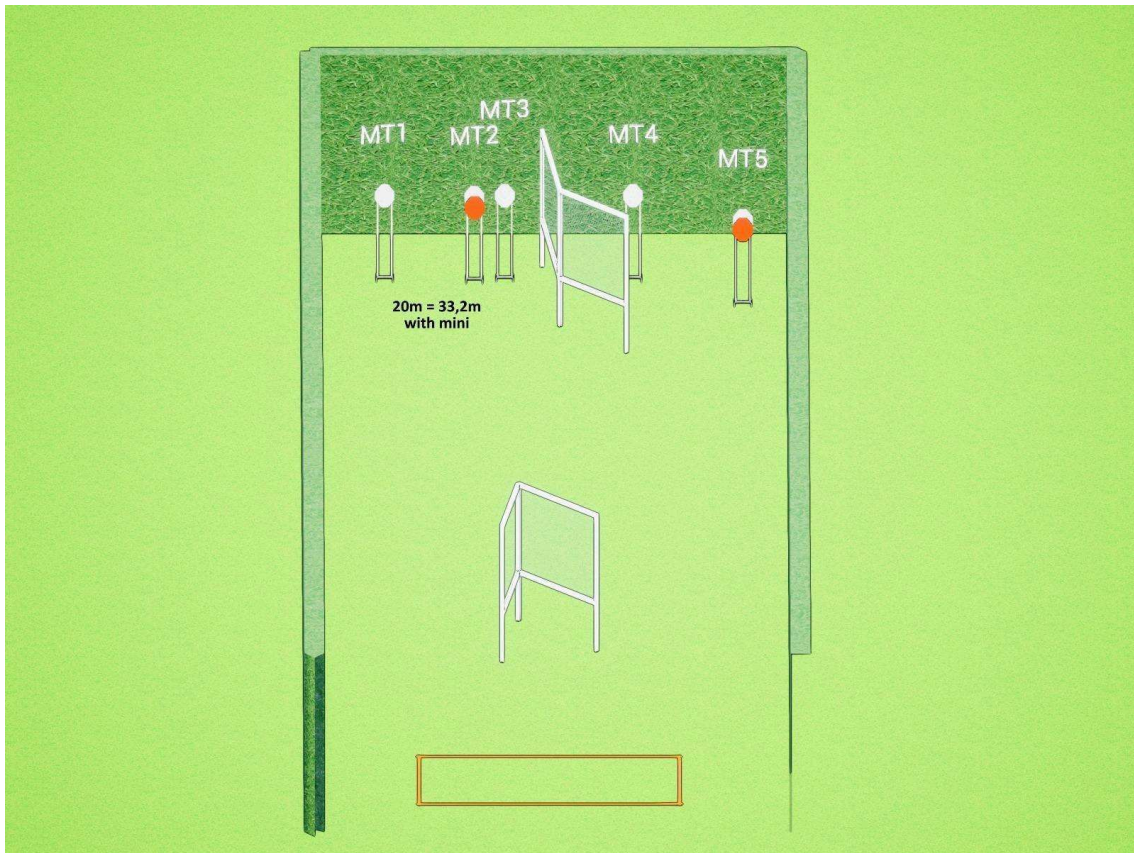


STAGE 6 MINI RIFLE

Targets	18 IPSC TARGETS
Minimum Number of Rounds	36
Rifle Ready Condition	Loaded (Option 1)
Start Position	Standing in the area, firearm in the ready condition held in both hands, stock touching the competitor at hip level, trigger guard downwards, barrel parallel to the ground, finger outside the trigger guard as demonstrated.
Time Start	Audible signal
Procedure	At the start signal, engage the targets



I Etapa do XIII Campeonato Brasileiro de IPSC de Mini Rifle

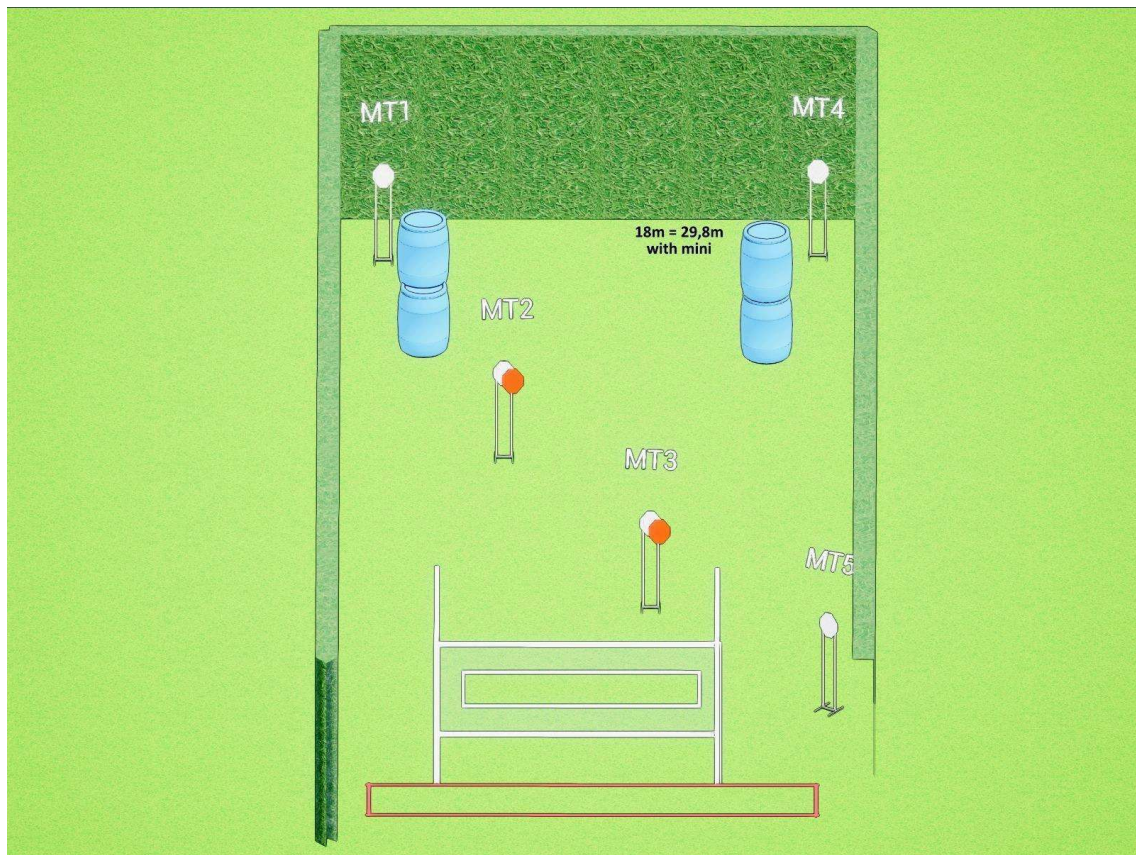


STAGE 7 MINI RIFLE

Targets	5 IPSC MINI TARGETS
Minimum Number of Rounds	10
Rifle Ready Condition	Loaded (Option 1)
Start Position	Standing in the area, firearm in the ready condition held in both hands, stock touching the competitor at hip level, trigger guard downwards, barrel parallel to the ground, finger outside the trigger guard as demonstrated.
Time Start	Audible signal
Procedure	At the start signal, engage the targets



I Etapa do XIII Campeonato Brasileiro de IPSC de Mini Rifle

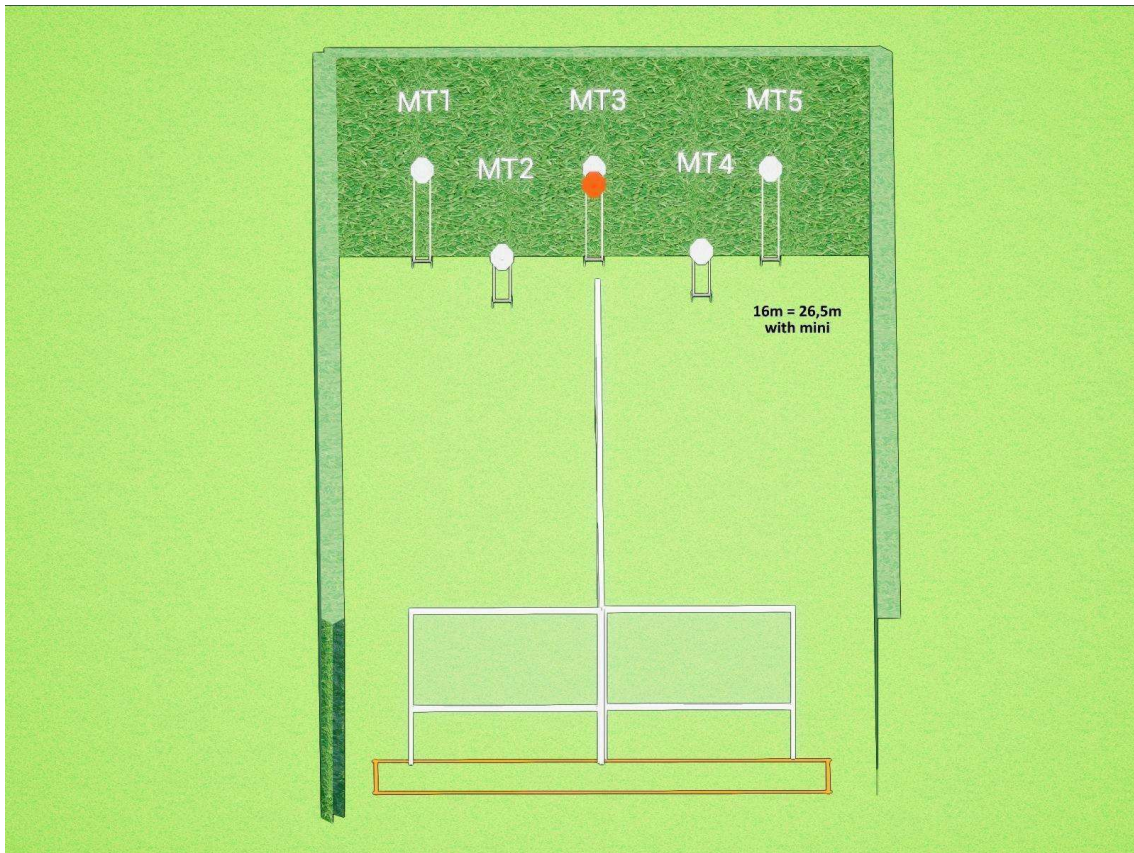


STAGE 8 MINI RIFLE

Targets	5 IPSC MINI TARGETS
Minimum Number of Rounds	10
Rifle Ready Condition	Loaded (Option 1)
Start Position	Standing in the area, firearm in the ready condition held in both hands, stock touching the competitor at hip level, trigger guard downwards, barrel parallel to the ground, finger outside the trigger guard as demonstrated.
Time Start	Audible signal
Procedure	At the start signal, engage the targets



I Etapa do XIII Campeonato Brasileiro de IPSC de Mini Rifle

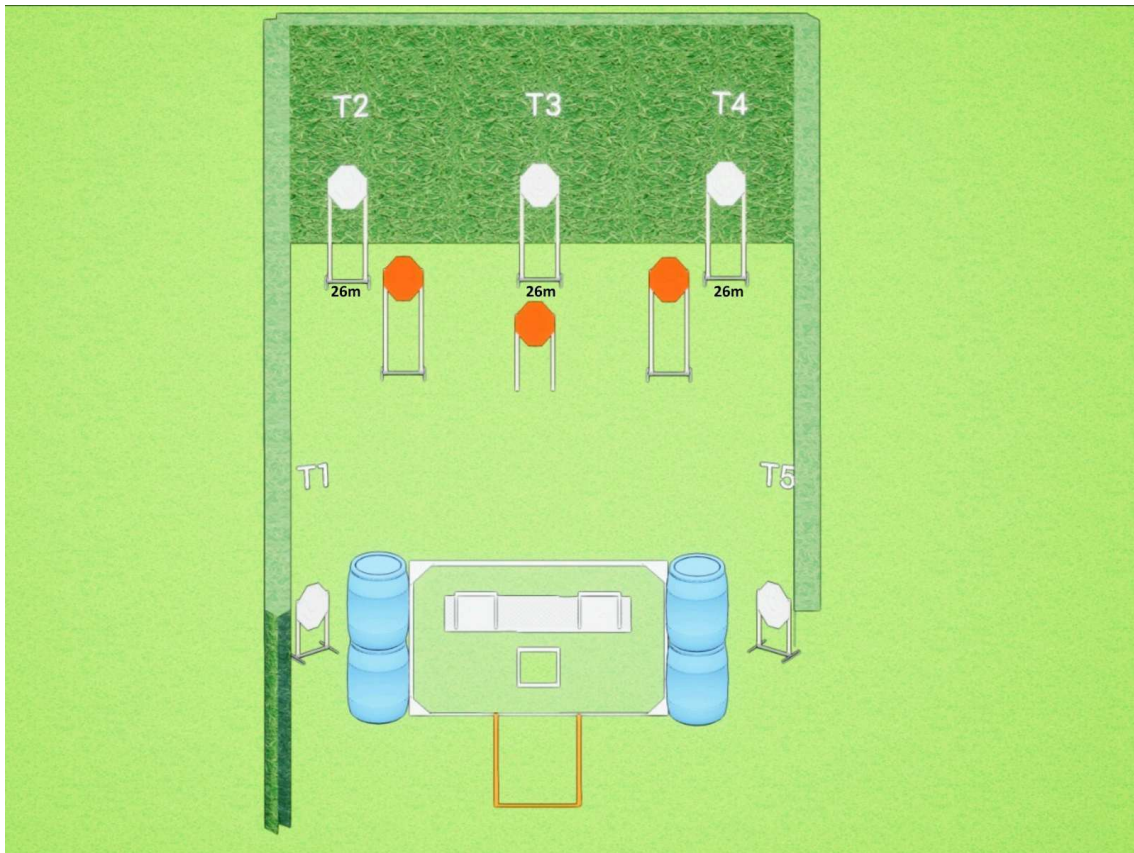


STAGE 9 MINI RIFLE

Targets	5 IPSC MINI TARGETS
Minimum Number of Rounds	10
Rifle Ready Condition	Loaded (Option 1)
Start Position	Standing in the area, firearm in the ready condition held in both hands, stock touching the competitor at hip level, trigger guard downwards, barrel parallel to the ground, finger outside the trigger guard as demonstrated.
Time Start	Audible signal
Procedure	At the start signal, engage the targets



I Etapa do XIII Campeonato Brasileiro de IPSC de Mini Rifle

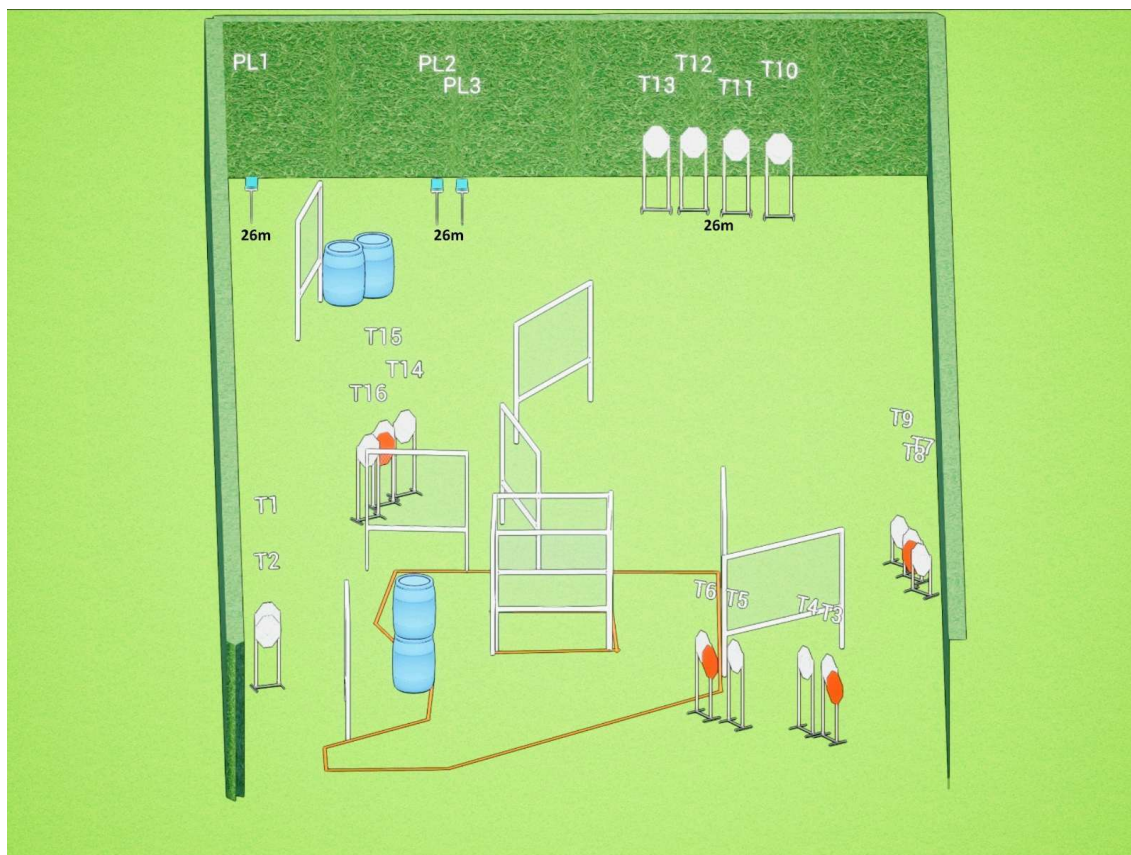


STAGE 10 MINI RIFLE

Targets	5 IPSC TARGETS
Minimum Number of Rounds	10
Rifle Ready Condition	Loaded (Option 1)
Start Position	Standing anywhere in the area, firearm in the ready condition held in both hands, stock touching the competitor at hip level, trigger guard downwards, barrel parallel to the ground, finger outside the trigger guard as demonstrated.
Time Start	Audible signal
Procedure	At the start signal, engage the targets



I Etapa do XIII Campeonato Brasileiro de IPSC de Mini Rifle

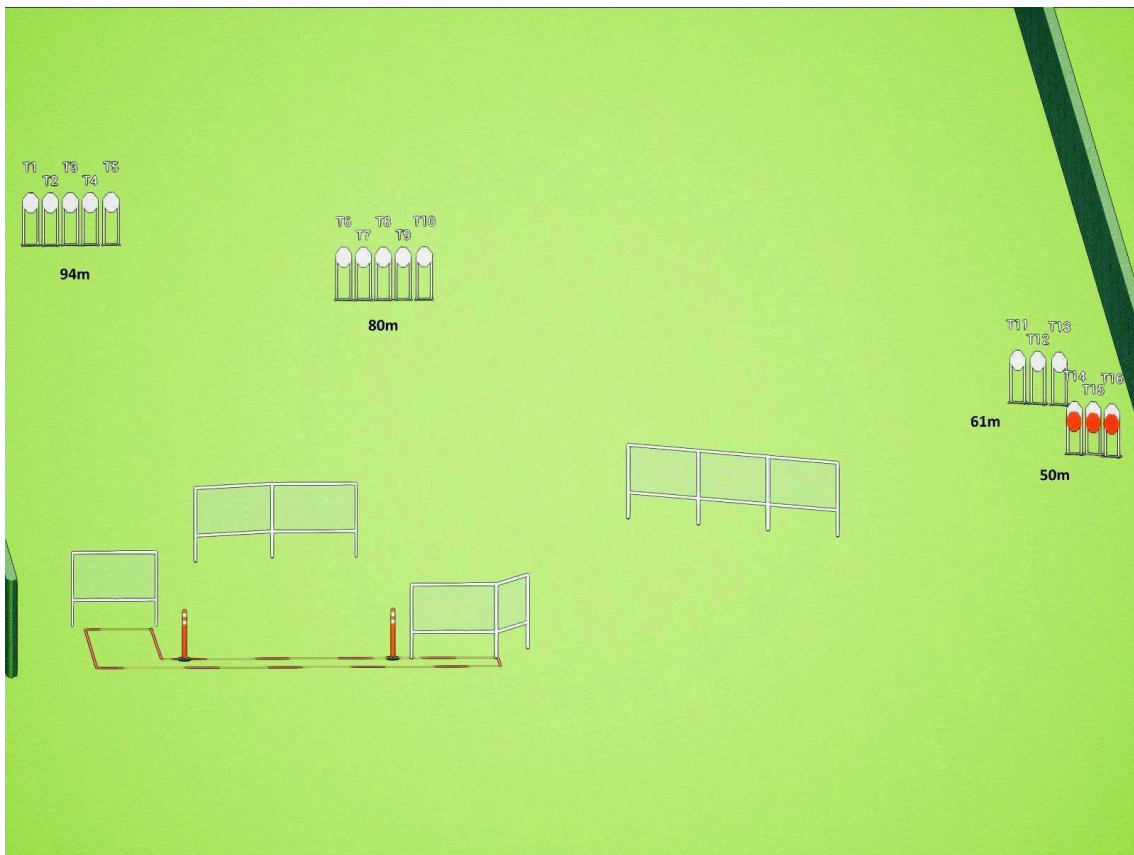


STAGE 11 MINI RIFLE

Targets	16 IPSC TARGETS, 3 IPSC PLATES
Minimum Number of Rounds	35
Rifle Ready Condition	Loaded (Option 1)
Start Position	Standing in the area, firearm in the ready condition held in both hands, stock touching the competitor at hip level, trigger guard downwards, barrel parallel to the ground, finger outside the trigger guard as demonstrated.
Time Start	Audible signal
Procedure	At the start signal, engage the targets



I Etapa do XIII Campeonato Brasileiro de IPSC de Mini Rifle



STAGE 12 MINI RIFLE

Targets	16 IPSC TARGETS
Minimum Number of Rounds	16
Rifle Ready Condition	Loaded (Option 1)
Start Position	Standing anywhere inside the area, firearm in ready condition, held in both hands, stock touching the competitor at hip level, trigger guard downwards, barrel parallel to the ground and pointing downrange, fingers outside the trigger guard as demonstrated.
Time Start	Audible signal
Procedure	At the start signal, engage the targets, only the best hit per target will be scored

