



**ASSOCIAÇÃO DE CAÇA E PESCA ALTO PETRÓPOLIS - SOCAPESCA  
VIÃO - RIO GRANDE DO SUL**

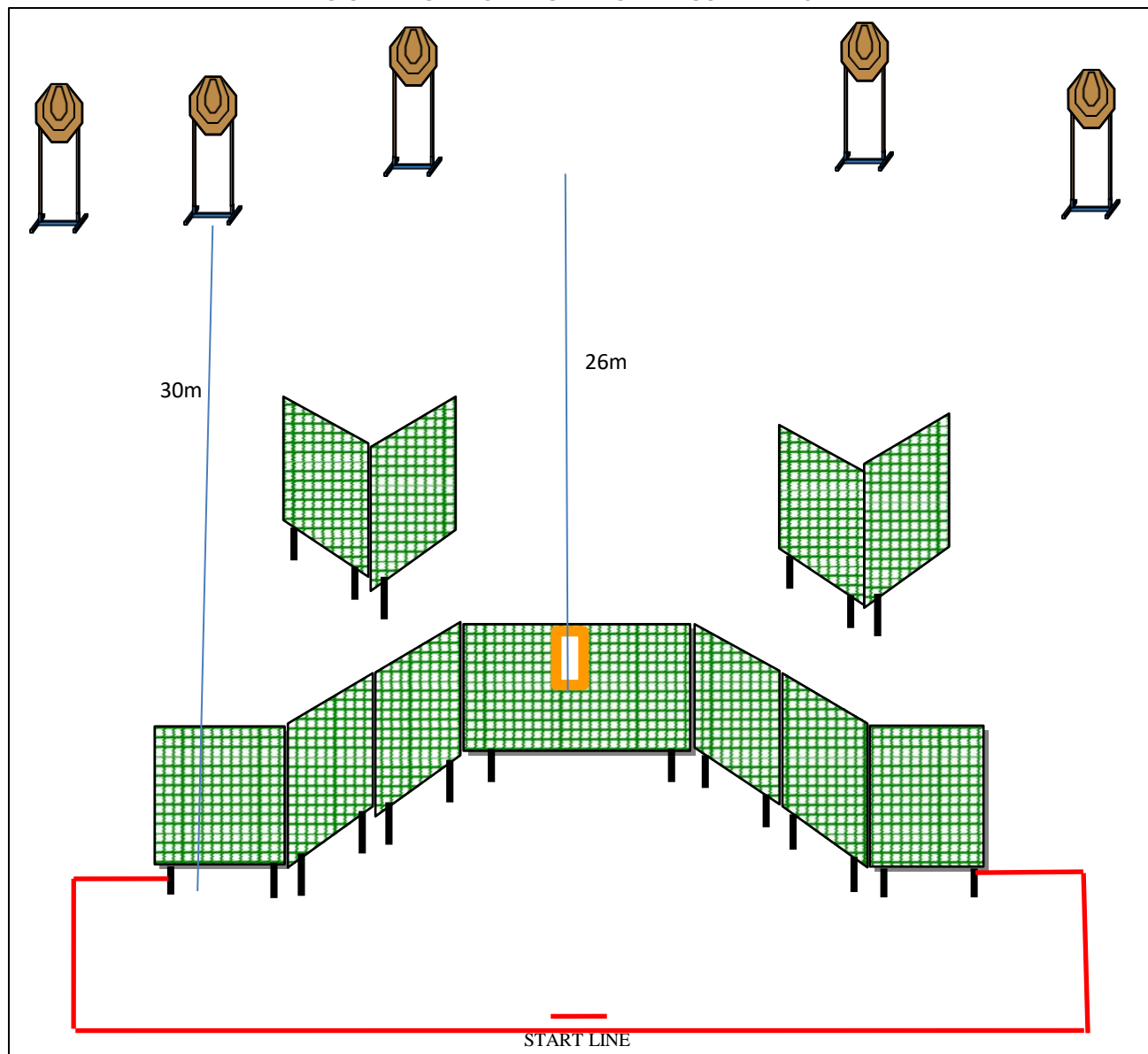
**III ETAPA DO CAMPEONATO BRASILEIRO  
DE IPSC RIFLE  
VIÃO**

**21 a 24 de OUT de 2021.**

**COMPOSIÇÃO DA PROVA**

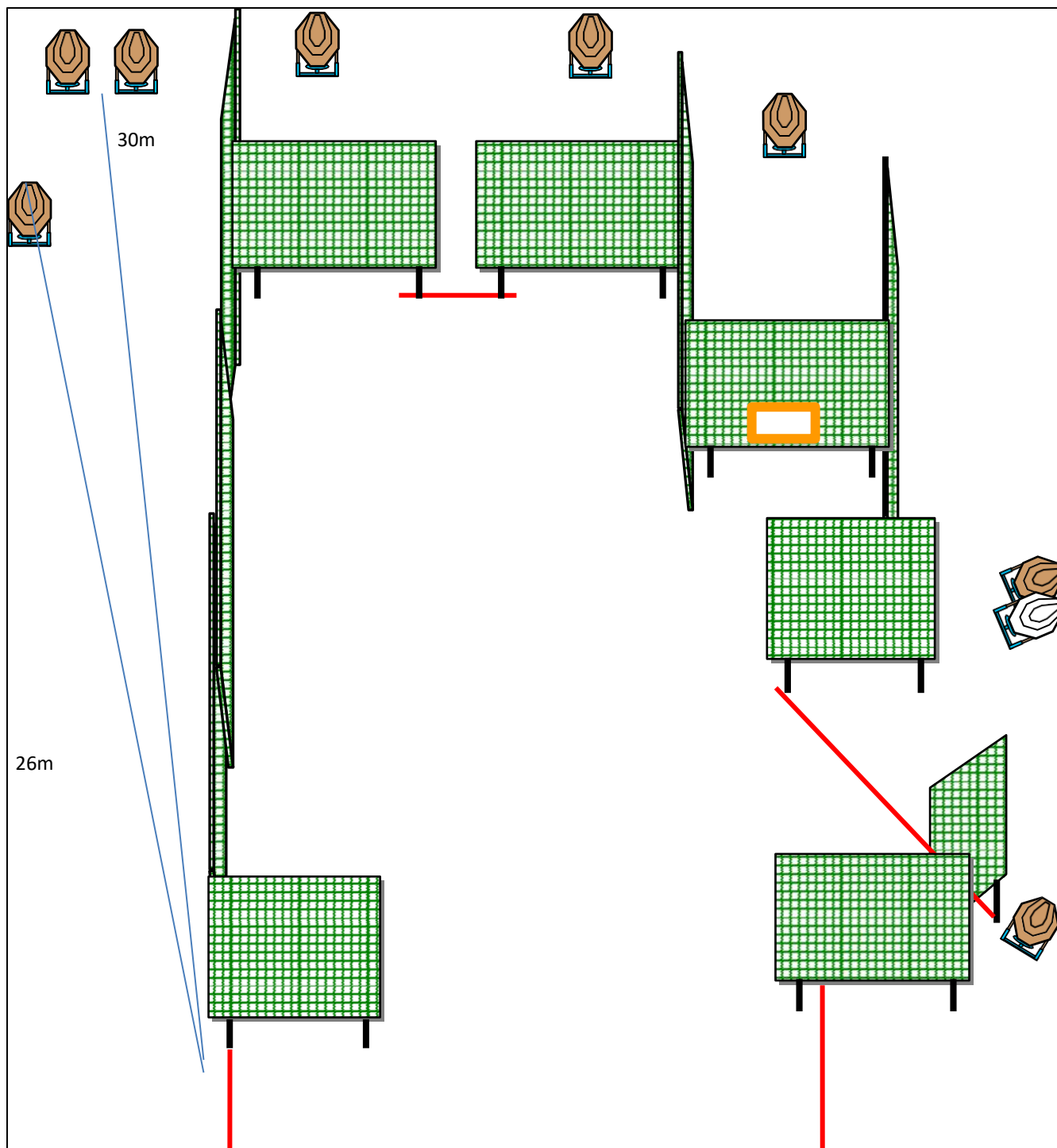
IPSC RIFLE		SHOTS
A R E A 1	STAGE/PISTA 01	5
	STAGE/PISTA 02	8
	STAGE/PISTA 03	5
	STAGE/PISTA 04	8
	STAGE/PISTA 05	5
	STAGE/PISTA 06	14
A R E A 2	STAGE/PISTA 07	16
	STAGE/PISTA 08	6
	STAGE/PISTA 09	4
	STAGE/PISTA 10	6
	STAGE/PISTA 11	14
	STAGE/PISTA 12	4
TOTAL		95

# III ETAPA DO CAMPEONATO BRASILEIRO DE IPSC RIFLE 2021

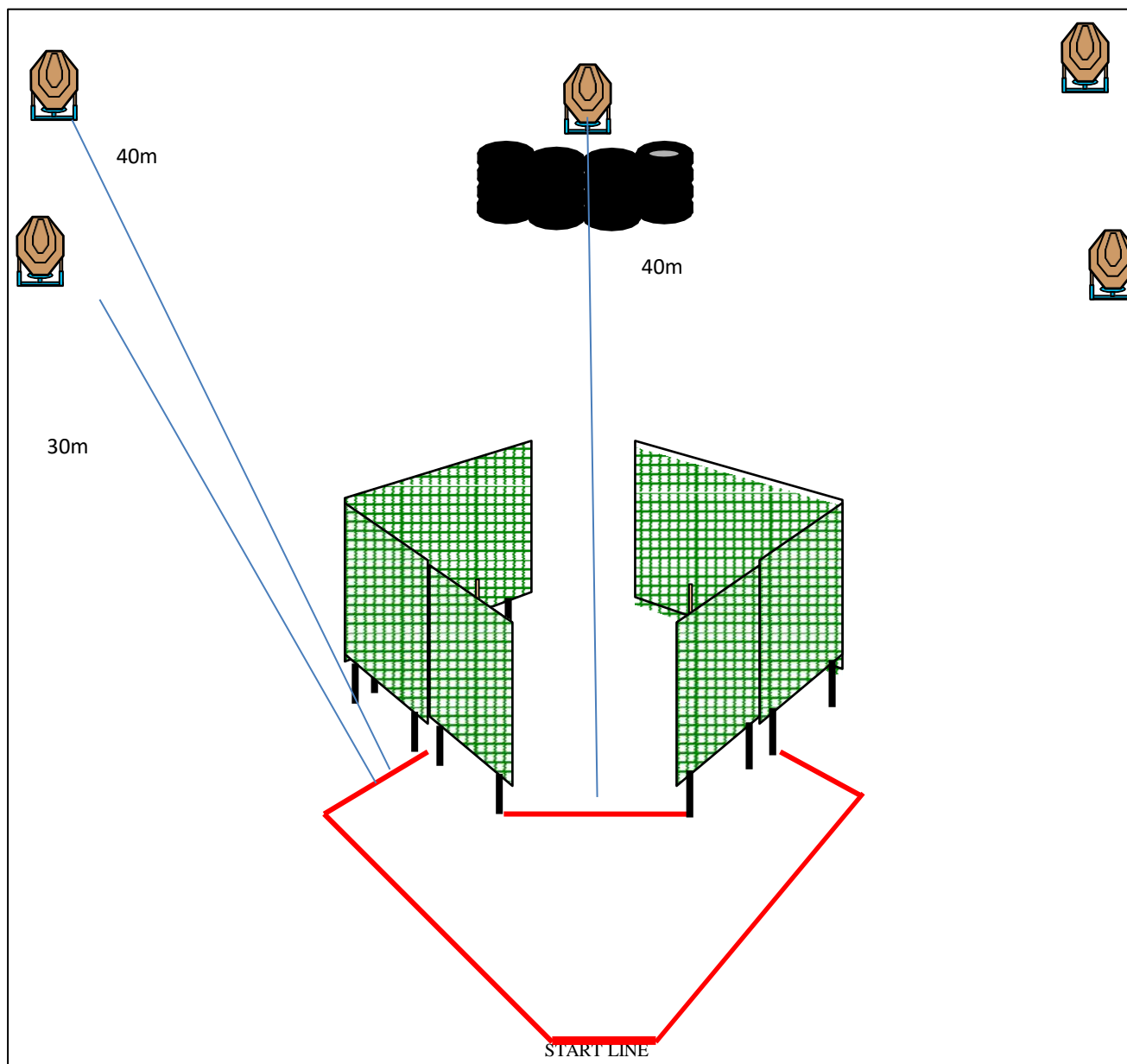


COF	SHORT COURSE				STAGE 1
Targets	IPSC Targets	IPSP Mini-Targets	IPSC Poppers	IPSC Mini-Poppers	IPSC Metal plates
		5			
Rounds to be Scored	5		Max Scored Points	25	
Firearm Ready Condition	Loaded (Option 1), 8.2.2				
Start Position	heels touching start line.				
Time Starts	Audible signal				
PROCEDURE	At the start signal, engage targets whit 1 shot per target from within designated area				
REMARKS					

### III ETAPA DO CAMPEONATO BRASILEIRO DE IPSC RIFLE 2021

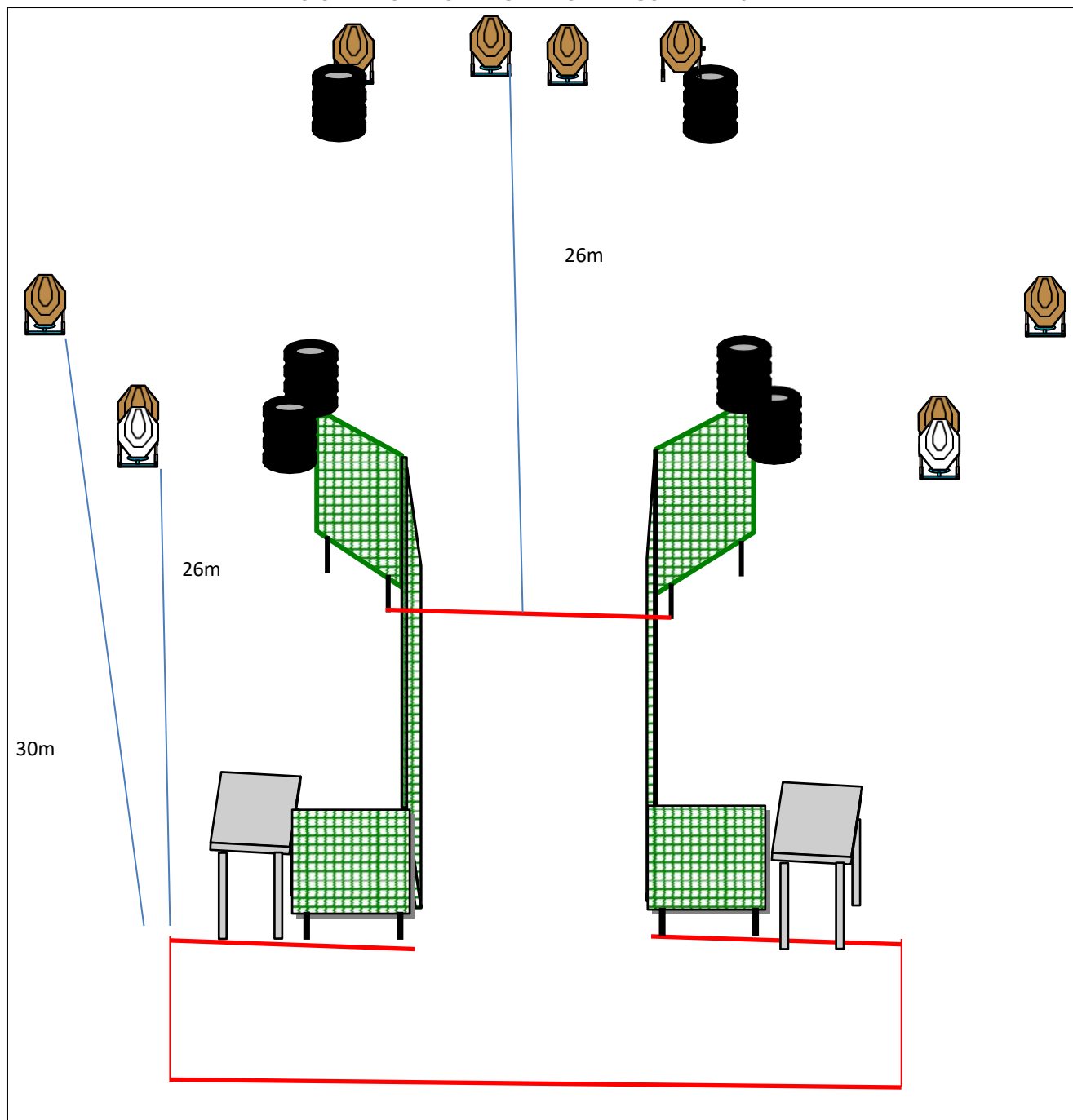


COF	MEDIUM COURSE				STAGE 2
Targets	IPSC Mini TG	IPSP Mini-Targets	IPSC Poppers	IPSC Mini-Poppers	IPSC Metal plates
	5	3			
Rounds to be Scored	8		Max Scored points	40	
Firearm Ready Condition	Loaded (Option 1),				
Start Position	Standing inside the area.				
Time Starts	Audible signal				
PROCEDURE	At the start signal, engage targets whit 1 shot per target from within designated area				
REMARKS					



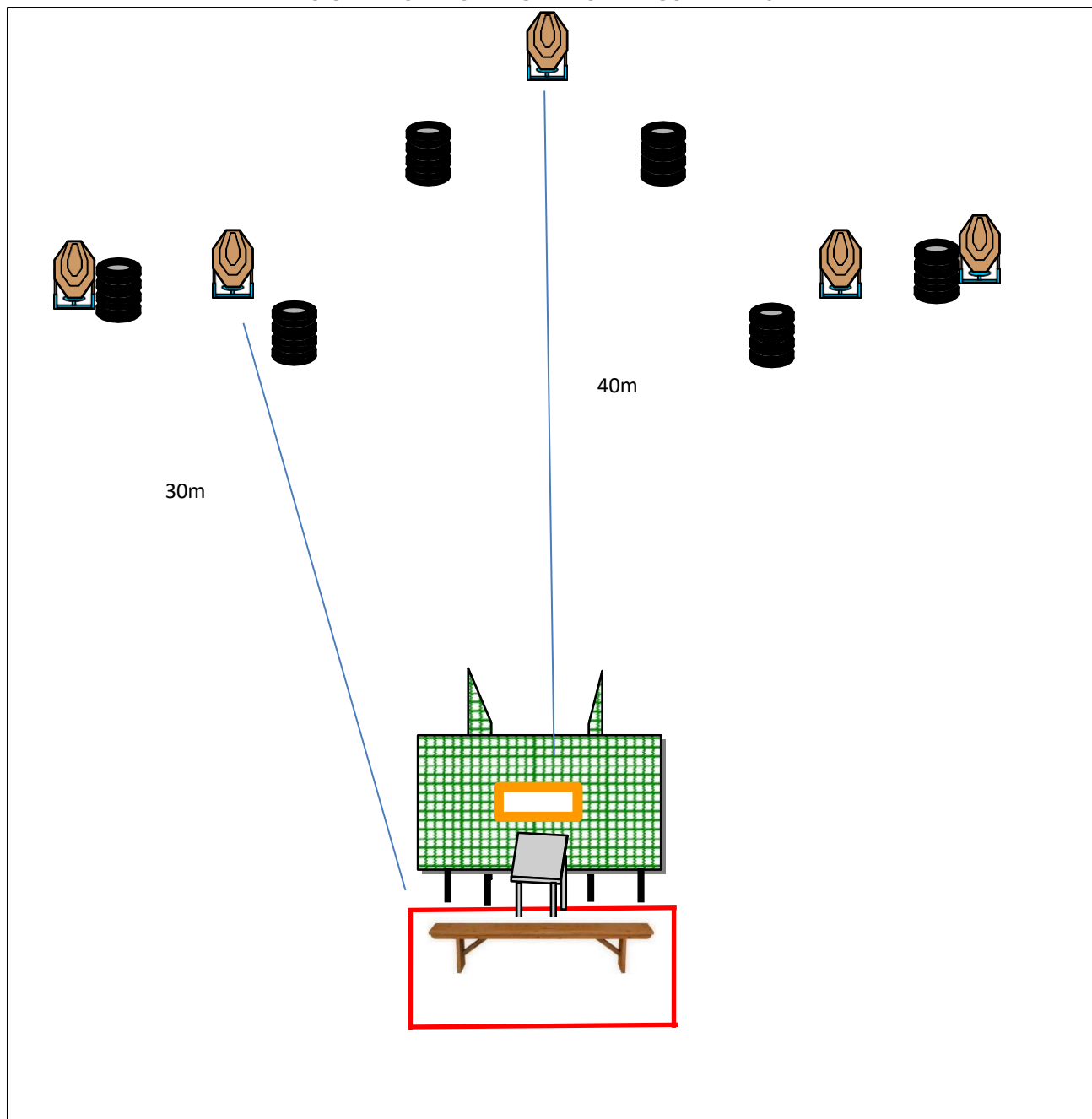
COF	SHORT COURSE				STAGE 3
Targets	IPSC Targets	IPSP Mini-Targets	IPSC Poppers	IPSC Mini-Poppers	IPSC Metal plates
		5			
Rounds to be Scored	5		Max Scored points	25	
Firearm Ready Condition	Loaded (Option 1), 8.2.2				
Start Position	Heels touching start line				
Time Starts	Audible signal				
PROCEDURE	At the start signal, engage targets with 1 shot per target from within designated area				
REMARKS					

### III ETAPA DO CAMPEONATO BRASILEIRO DE IPSC RIFLE 2021



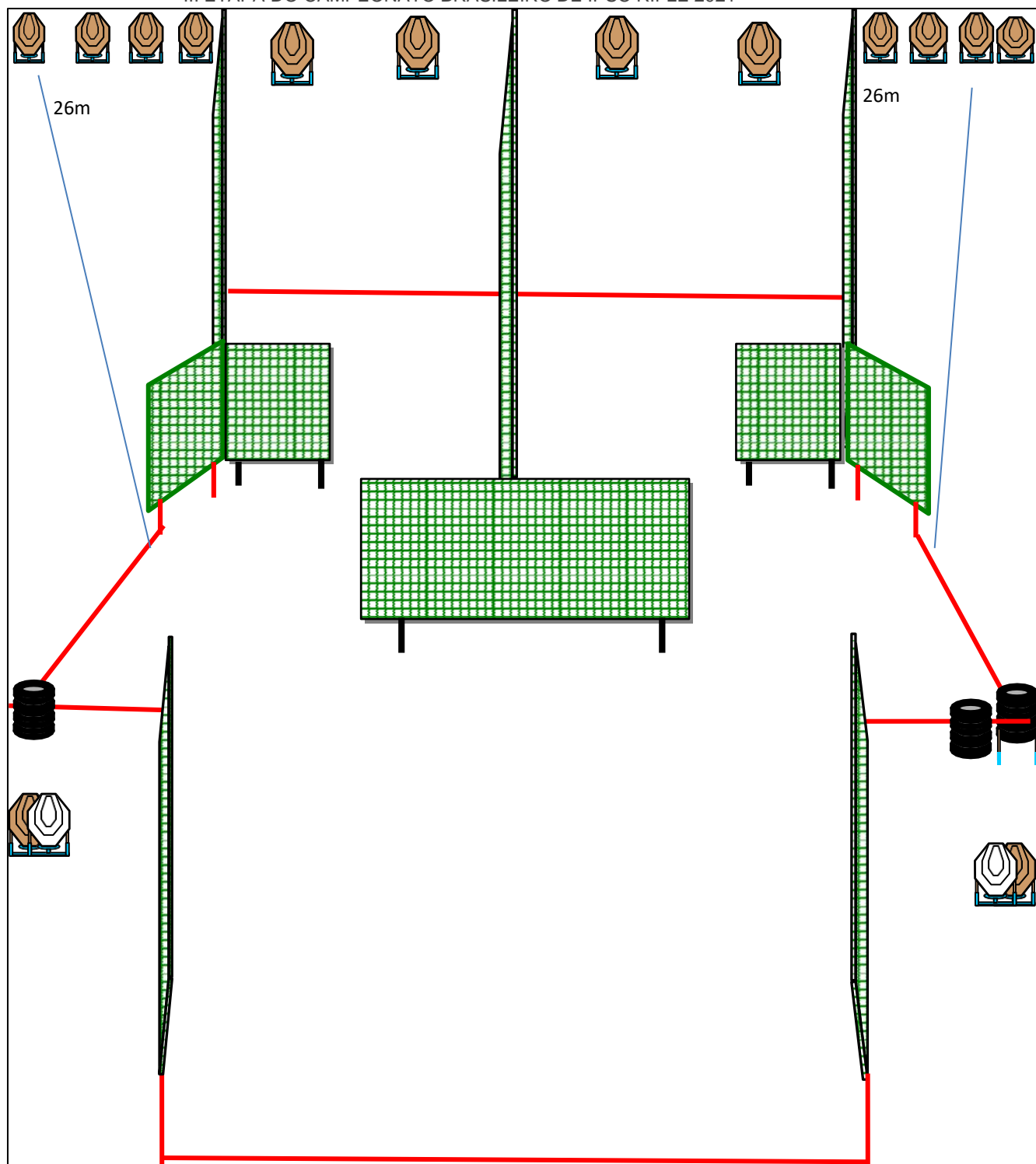
COF	MEDIUM COURSE				STAGE 4
Targets	IPSC Targets	IPSP Mini-Targets	IPSC Poppers	IPSC Mini-Poppers	IPSC Metal plates
		8			
Rounds to be Scored	8		Max Scored points	40	
Firearm Ready Condition	UNLoaded (Option 2) in the table, 8.2.2.				
Start Position	Inside the designated area				
Time Starts	Audible signal				
PROCEDURE	At the start signal, engage targets whit 1 shot per target from within designated area				
REMARKS					

### III ETAPA DO CAMPEONATO BRASILEIRO DE IPSC RIFLE 2021



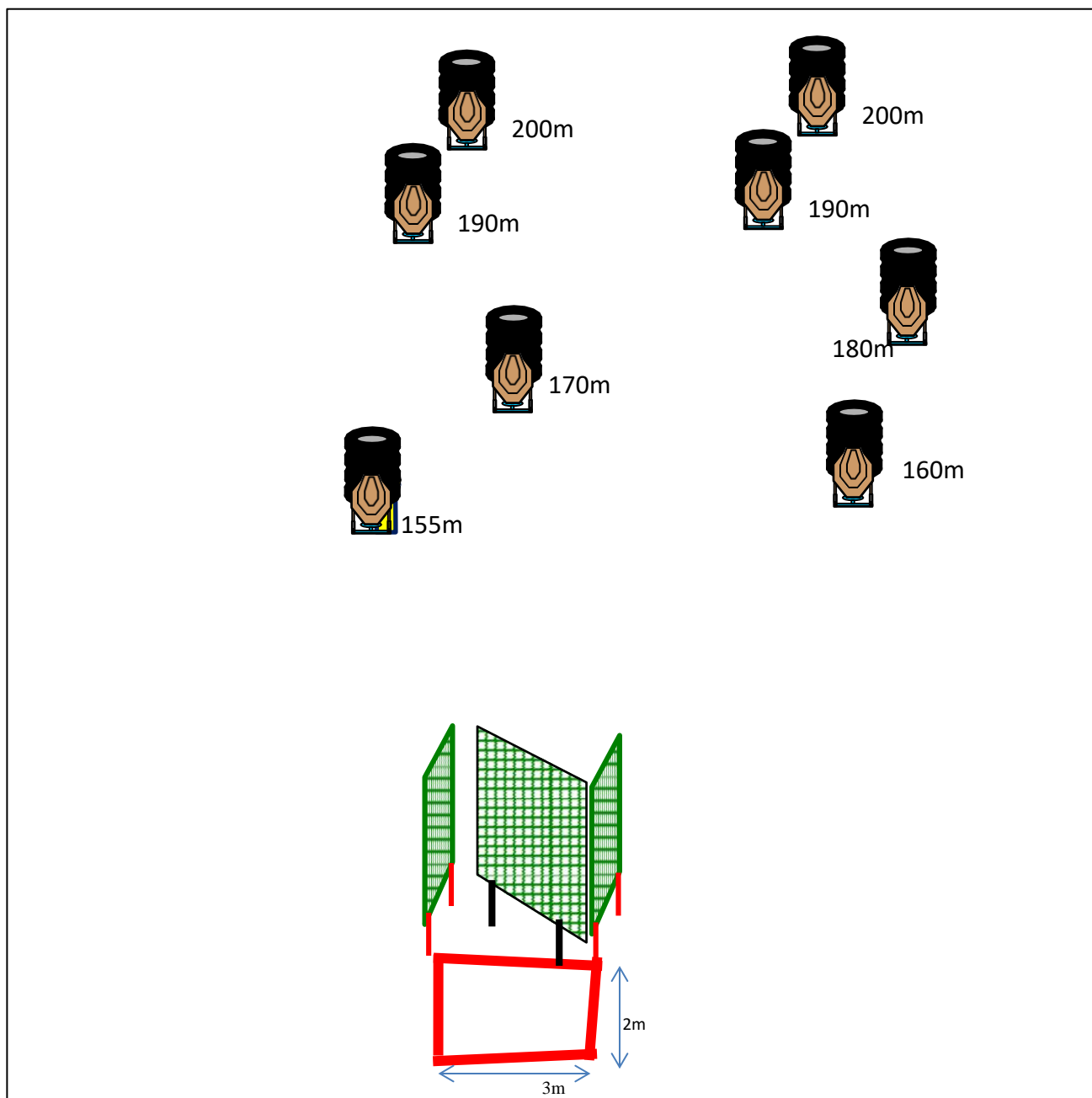
COF	SHORT COURSE				STAGE 5
Targets	IPSC Targets	IPSP Mini-Targets	IPSC Poppers	IPSC Mini-Poppers	IPSC Metal plates
		5			
Rounds to be Scored	5		Max Scored points	25	
Firearm Ready Condition	UNLoaded (Option 2) in the table, 8.2.2.				
Start Position	sitting on the bench.				
Time Starts	Audible signal				
PROCEDURE	At the Start Signal, engage targets whit 1 shot per target . All shots must be taken with the shooter sitting on the bench				
REMARKS					

### III ETAPA DO CAMPEONATO BRASILEIRO DE IPSC RIFLE 2021



COF	LONG COURSE				STAGE 6
Targets	IPSC Mini Targ	IPSP Mini-Targets	IPSC Poppers	IPSC Mini-Poppers	IPSC Metal plates
	6	8			
Rounds to be Scored	14		Max Scored points	70	
Firearm Ready Condition	Loaded (Option 1), 8.2.2				
Start Position	Inside the designated area				
Time Starts	Audible signal				
PROCEDURE	At the start signal, engage targets whit 1 shot per target from within designated area				
REMARKS					

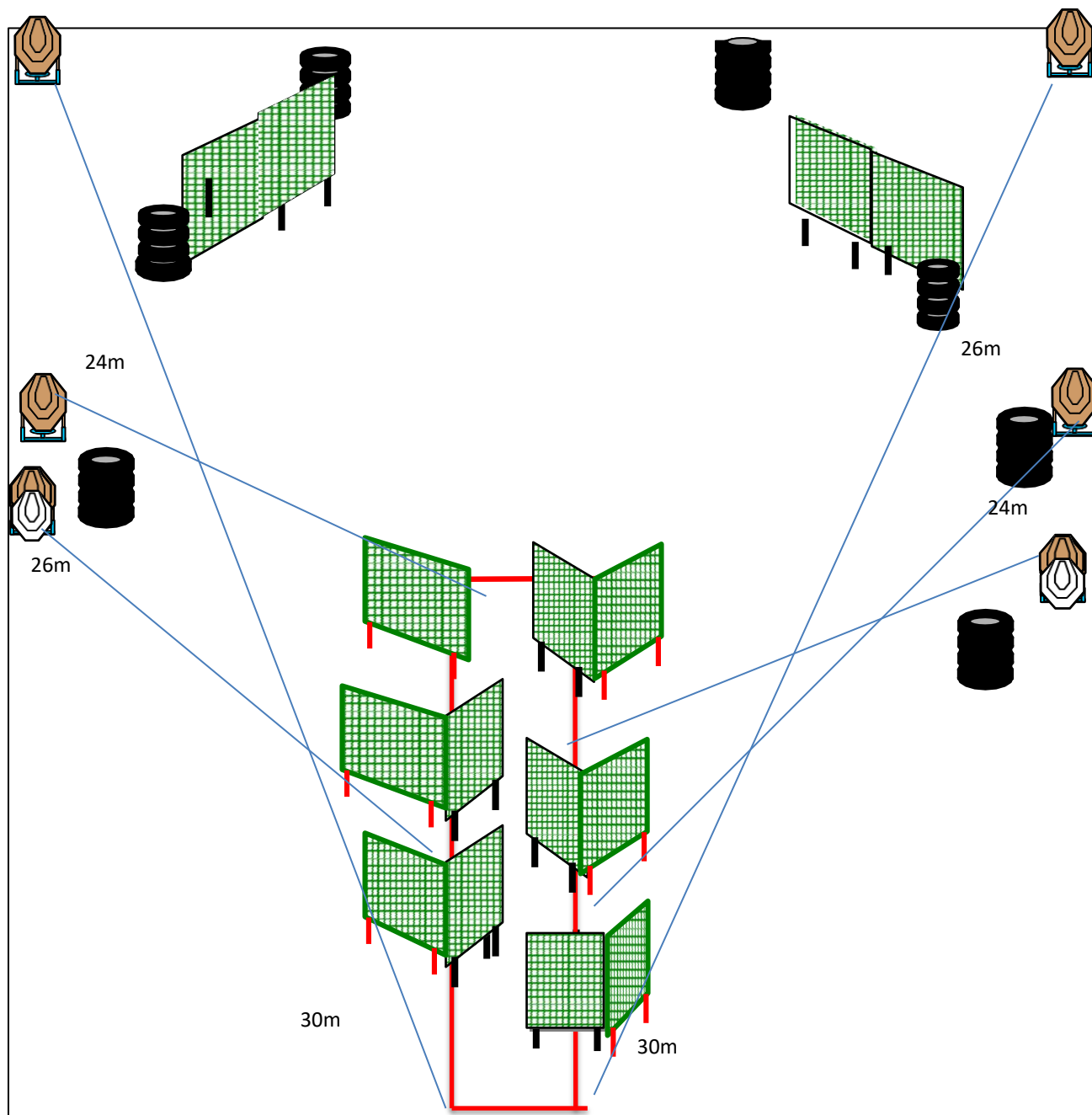
### III ETAPA DO CAMPEONATO BRASILEIRO DE IPSC RIFLE 2021



COF	SHORT COURSE				STAGE 7
Targets	IPSC Targets	IPSC Mini-Targets	IPSC Poppers	IPSC Mini-Poppers	IPSC Metal plates
	8				
Rounds to be Scored	16		Max Scored points	90	
Firearm Ready Condition	Loaded (Option 1), 8.2.2				
Start Position	Inside the designated area				
Time Starts	Audible signal				
PROCEDURE	At the start signal, engage targets whit 1 shot per target from within designated area				
REMARKS					

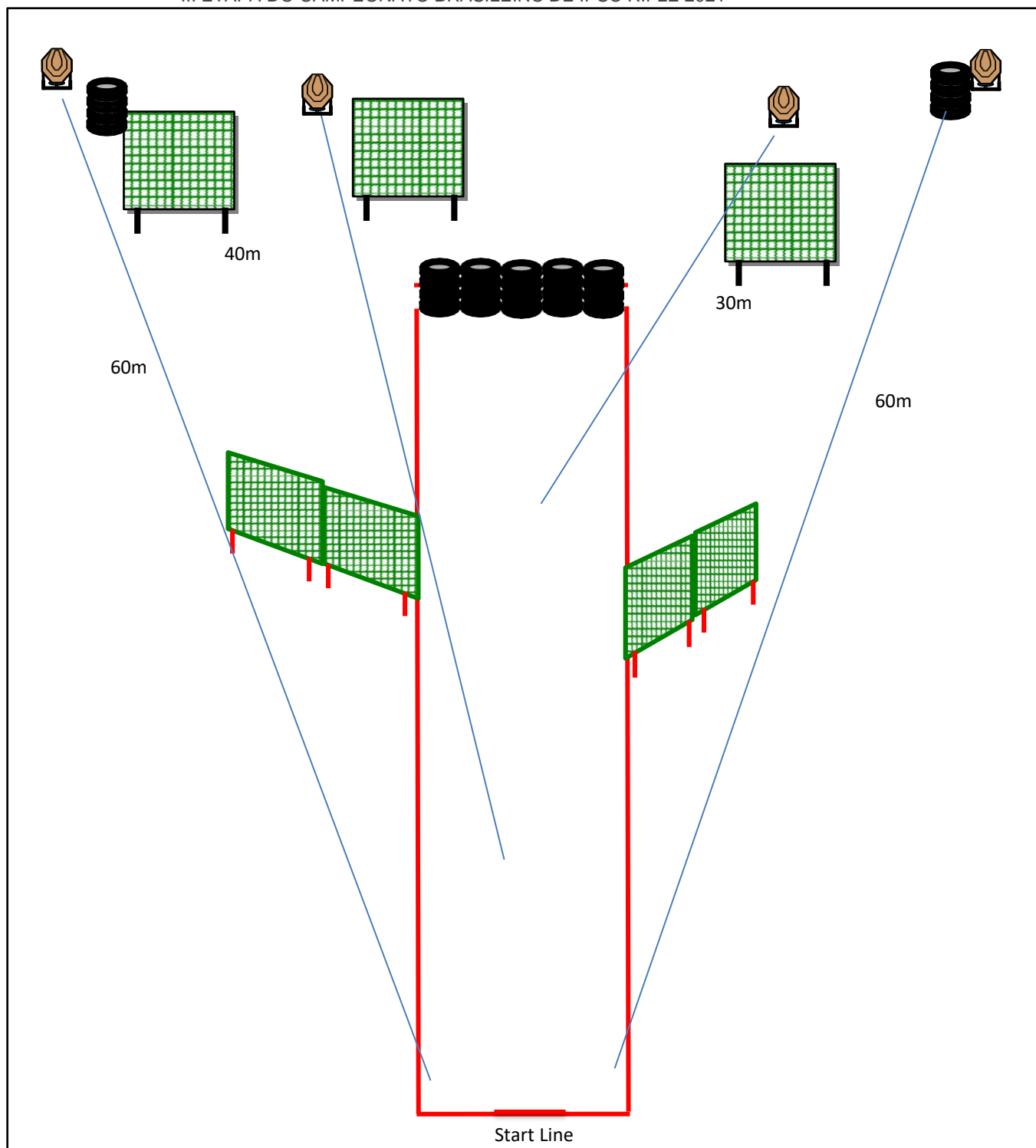


### III ETAPA DO CAMPEONATO BRASILEIRO DE IPSC RIFLE 2021



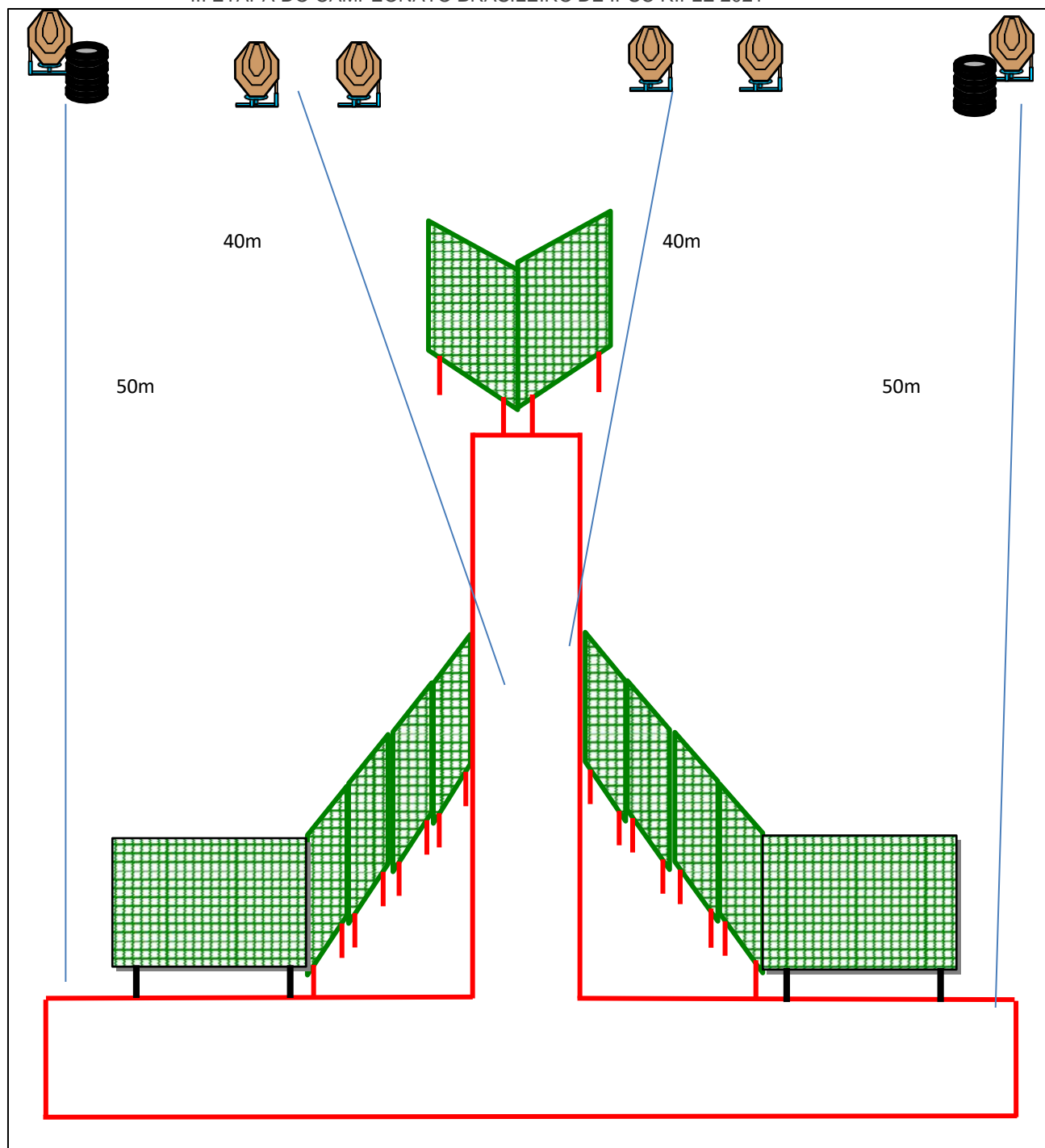
COF	SHORT COURSE				STAGE 8
Targets	IPSC Targets	IPSP Mini-Targets	IPSC Poppers	IPSC Mini-Poppers	IPSC Metal plates
		6			
Rounds to be Scored	6		Max Scored points	30	
Firearm Ready Condition	Loaded (Option 1), 8.2.2				
Start Position	Inside the designated area				
Time Starts	Audible signal				
PROCEDURE	At the start signal, engage targets whit 1 shot per target from within designated area				
REMARKS					

### III ETAPA DO CAMPEONATO BRASILEIRO DE IPSC RIFLE 2021



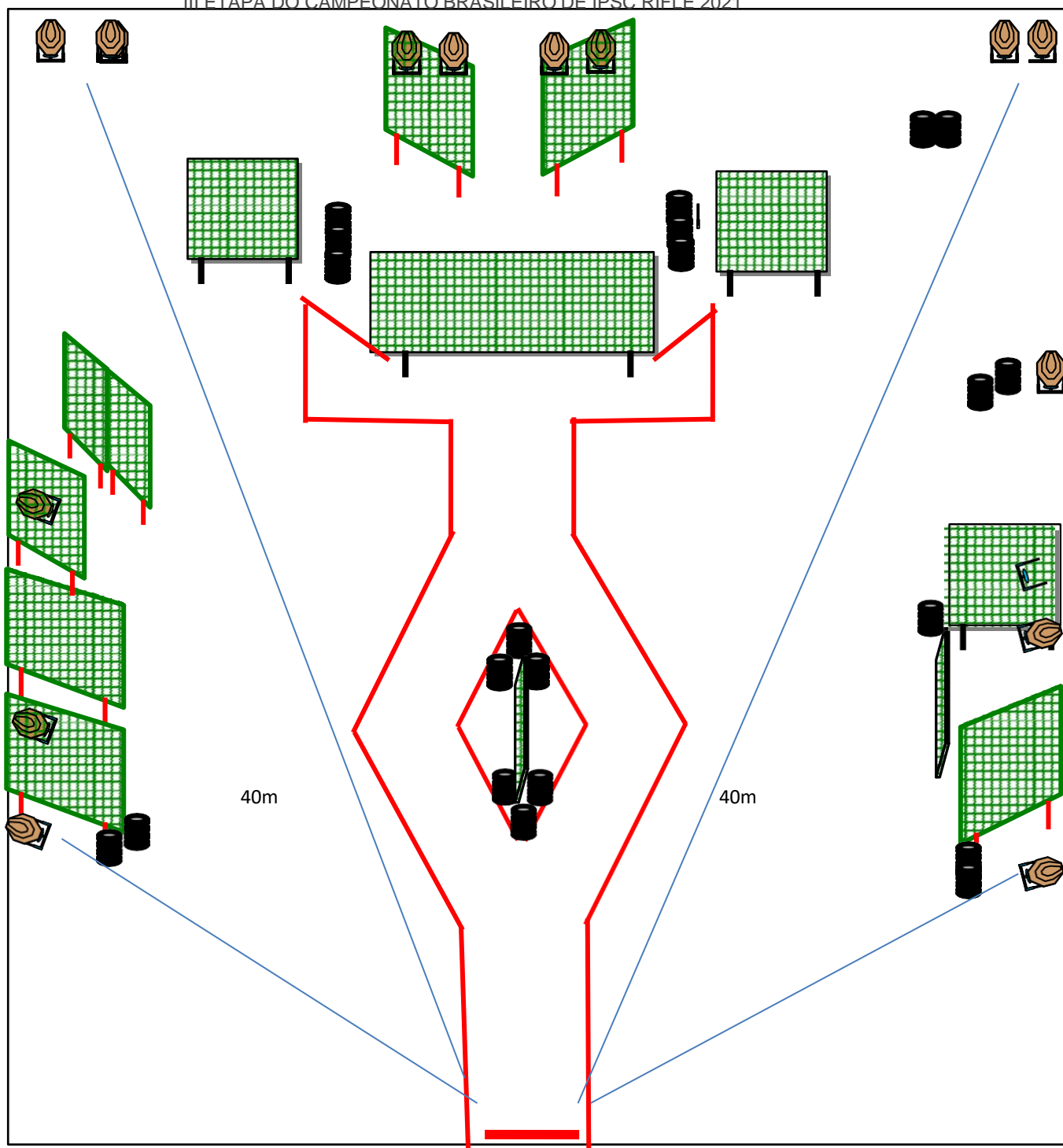
COF	SHORT COURSE				STAGE 9
Targets	IPSC Targets	IPSP Mini-Targets	IPSC Poppers	IPSC Mini-Poppers	IPSC Metal plates
		4			
Rounds to be Scored	4		Max Scored points	20	
Firearm Ready Condition	Loaded (Option 1), 8.2.2				
Start Position	Heels touching the mark				
Time Starts	Audible signal				
PROCEDURE	At the start signal, engage targets with 1 shot per target from within designated area				
REMARKS				COURSE DESIGNER: PRETO	

# III ETAPA DO CAMPEONATO BRASILEIRO DE IPSC RIFLE 2021



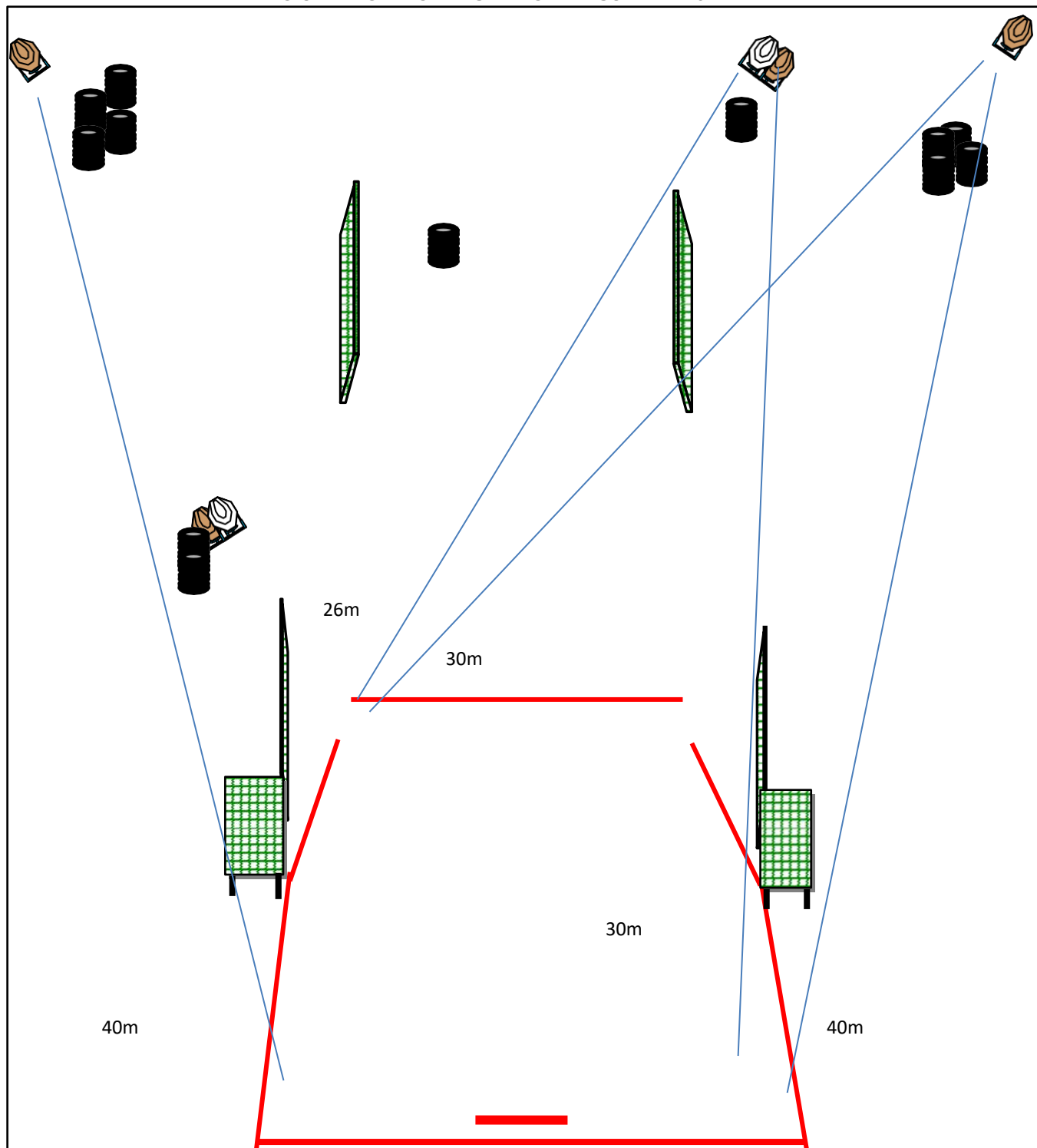
COF	MEDIUM COURSE				STAGE 10
Targets	IPSC Targets	IPSP Mini-Targets	IPSC Poppers	IPSC Mini-Poppers	IPSC Metal plates
		6			
Rounds to be Scored	6		Max Scored points	30	
Firearm Ready Condition	Loaded (Option 1), 8.2.2				
Start Position	Inside the designated area				
Time Starts	Audible signal				
PROCEDURE	At the start signal, engage targets with 1 shot per target from within designated area				
REMARKS					

### III ETAPA DO CAMPEONATO BRASIL FIRO DE IPSC RIFLE 2021



COF	LONG COURSE				STAGE 11
Targets	IPSC Targets	IPSC Mini-Targets	IPSC Poppers	IPSC Mini-Poppers	IPSC Metal plates
	8	6			
Rounds to be Scored	14		Max Scored points	70	
Firearm Ready Condition	Loaded (Option 1), 8.2.2				
Start Position	Heels touching the mark				
Time Starts	Audible signal				
PROCEDURE	At the start signal, engage targets whit 1 shot per target from within designated area				
REMARKS					

# III ETAPA DO CAMPEONATO BRASILEIRO DE IPSC RIFLE 2021



COF	LONG COURSE				STAGE 12
Targets	IPSC Targets	IPSC Mini-Targets	IPSC Poppers	IPSC Mini-Poppers	IPSC Metal plates
		4			
Rounds to be Scored	4		Max Scored points	20	
Firearm Ready Condition	Loaded (Option 1), 8.2.2				
Start Position	Heels touching the mark				
Time Starts	Audible signal				
PROCEDURE	At the start signal, engage targets with 1 shot per target from within designated area				
REMARKS				COURSE DESIGNER: PRETO	